



2018
PRODUCT
CATALOG

Pricing Effective
3/1/2018

TEMPO[®]

Drainage, Drip Irrigation and Landscape Products

www.tempoinc.com



Table of Contents

Price List	
Valve Boxes	
6" Round Valve Boxes	1
10" Round Valve Boxes	1
14" x 19" Standard Valve Boxes	2
17" x 24" Jumbo Valve Boxes	2
14" x 19" Low Profile Valve Boxes/Risers	3
17" x 24" Low Profile Valve Boxes/Risers	3
Drainage	
Round Flat Grates	4
Round Atrium Grates	4
Square Flat Grates	5
Square Atrium Grates	5
Square Universal Grates	5
Round Flat Brass Grates	6
Pop-Up Relief Valves	6
Round Catch Basins	7
Square Catch Basins	7
Sump Box	8
Low Profile Basins	8
Downspout Adapters	8
Basin Kits	8
Drainage Accessories	9
Drip Irrigation	
Rhino™ Compensating Emitters	10
Take Apart Compensating Emitters	10
Take Apart Flag Emitters	10
Take Apart Adjustable Emitters	11
Mini-Inline Emitters	11
8 Outlet Adjustable Bubbler	11
4 Outlet Compensating Bubblers	11
Zebra™ Adjustable Stream Emitters	12
Zebra™ Adjustable Fan Sprayers	12
Zebra™ Adjustable Bubblers	13
Single Piece Jets	13
Spray Sticks	13



Price List Continued	
Anteater™ Adjustable Jets	14
Adjustable Micro-Sprinkler	14
Misters	14
1/4" Cobra™ Dripperline	15
Swing Riser Pipe	15
Polyethylene Distribution Tubing	16
Vinyl Distribution Tubing	16
Micro-Fittings	17
Micro-Fitting Large Packs	18
Micro-Fitting Adapters	18
1/2" Compression Fittings	19 - 21
3/4" Compression Fittings	22 - 23
Quick Lock™ Fittings	24 - 25
17 mm Insert Fittings	26
18 mm Insert Fittings	27
Funny Pipe Fittings and Assemblies	28
Y-Filters	29
Inline Filter	30
Pressure Regulating Filters	30
Y-Filter Replacement Parts	30
Pressure Regulators	31
Drip Zone Kits	31
Valves	28
Micro-Valves	33
Feeder Tubes	33
Plastic Stakes	34
Wire Stakes	35
Stake Assemblies	36
Risers	37
1/2" Riser Adapters	37 - 38
Riser Assemblies	38
IPS Hose Adapters	39
Tools	39
Drip Accessories	40
Micro Packs	41 - 44

Technical Specifications	
Valve Boxes	
6" Round Valve Boxes	45
10" Round Valve Boxes	46
14" x 19" Standard Valve Boxes	47
17" x 24" Jumbo Valve Boxes	48
Standard Low Profile Valve Boxes	49
Standard Valve Box Riser Extenders	50
Jumbo Low Profile Valve Boxes	51
Jumbo Valve Box Riser Extenders	52
Drainage	
Round Grates	53
Square Grates	54
Square Universal Grates	55
Round Brass Grates	55
Pop-Up Relief Valves	56
Round Catch Basins	57
Square Catch Basins	58
Square Low Profile Basins	59
Drip Irrigation	
Rhino™ Compensating Emitters	60
Take Apart Compensating Emitters	60
Take Apart Flag Emitters	60
Take Apart Adjustable Emitters	60
Anteater™ Adjustable Jets	60
Single Piece Jets	60
Zebra™ Adjustable Stream Emitters	61
Zebra™ Adjustable Fan Sprayers	61
Zebra™ Adjustable Bubblers	61
Spray Sticks	62
Threaded Misters	62
Barbed Mister	62
Mini-Inline Emitters	62
4 Outlet Pressure Bubblers	63
1/4" Cobra™ Dripperline	63
Adjustable Micro-Sprinkler	63
8 Outlet Adjustable Bubbler	63
Polyethylene / Vinyl Tubing	63

6" Round Valve Boxes

	Part No.	Description	Color (Lid/Base)	Part Weight	Box Wt.	Box/Pallet Quantity	List Price
	VBR6GB	6" Round Valve Box (ICV)	Green/Black	1.10 lbs	38 lbs	36/450	\$8.00 ea.
	VBR6GG	6" Round Valve Box (ICV)	Green/Green	1.10 lbs	38 lbs	36/450	\$9.00 ea.
	VBR6PP	6" Round Valve Box (Reclaimed Water)	Purple/Purple	1.10 lbs	38 lbs	36/450	\$10.50 ea.
	VBR6SS	6" Round Valve Box (ICV)	Sand/Sand	1.10 lbs	38 lbs	36/450	\$10.00 ea.
	VLR6G	6" Round Lid (ICV)	Green	0.20 lbs	10 lbs	48	\$4.75 ea.
	VLR6P	6" Round Lid (Reclaimed Water)	Purple	0.20 lbs	10 lbs	48	\$5.50 ea.
	VLR6S	6" Round Lid (ICV)	Sand	0.20 lbs	10 lbs	48	\$5.25 ea.

10" Round Valve Boxes

	Part No.	Description	Color (Lid/Base)	Part Weight	Box Wt.	Box/Pallet Quantity	List Price
	VBR10GB	10" Round Valve Box (ICV)	Green/Black	2.40 lbs	40 lbs	16/180	\$24.00 ea.
	VBR10GG	10" Round Valve Box (ICV)	Green/Green	2.40 lbs	40 lbs	16/180	\$27.00 ea.
	VBR10PP	10" Round Valve Box (Reclaimed Water)	Purple/Purple	2.40 lbs	40 lbs	16/180	\$31.50 ea.
	VBR10SS	10" Round Valve Box (ICV)	Sand/Sand	2.40 lbs	40 lbs	16/180	\$30.00 ea.
	VLR10G	10" Round Lid (ICV)	Green	0.70 lbs	11 lbs	16	\$9.50 ea.
	VLR10P	10" Round Lid (Reclaimed Water)	Purple	0.70 lbs	11 lbs	16	\$11.00 ea.
	VLR10S	10" Round Lid (ICV)	Sand	0.70 lbs	11 lbs	16	\$10.50 ea.
	VBA	3/8" X 2" Stainless Steel Bolt Assembly, 10/bag	Silver	0.09 lbs	5 lbs	40	\$7.00 ea.

*Pallet quantities are not boxed.

14" x 19" Standard Rectangular Valve Boxes

	Part No.	Description	Color (Lid/Base)	Part Weight	Box Wt.	Box/Pallet Quantity	List Price
	VB1419GB	14" x 19" Standard Valve Box (ICV)	Green/Black	6.40 lbs	38 lbs	6/90	\$50.00 ea.
	VB1419GG	14" x 19" Standard Valve Box (ICV)	Green/Green	6.40 lbs	38 lbs	6/90	\$55.00 ea.
	VB1419PP	14" x 19" Standard Valve Box (Reclaimed Water)	Purple/Purple	6.40 lbs	38 lbs	6/90	\$64.00 ea.
	VB1419SS	14" x 19" Standard Valve Box (ICV)	Sand/Sand	6.40 lbs	38 lbs	6/90	\$61.00 ea.
	VLR1419G	14" x 19" Rectangular Lid (ICV)	Green	1.80 lbs	28 lbs	15	\$28.00 ea.
	VLR1419P	14" x 19" Rectangular Lid (Reclaimed Water)	Purple	1.80 lbs	28 lbs	15	\$32.00 ea.
	VLR1419S	14" x 19" Rectangular Lid (ICV)	Sand	1.80 lbs	28 lbs	15	\$31.00 ea.
	VBA	3/8" x 2" Stainless Steel Bolt Assembly, 10/bag	Silver	0.09 lbs	5 lbs	40	\$7.00 ea.

17" x 24" Jumbo Rectangular Valve Boxes

	Part No.	Description	Color (Lid/Base)	Part Weight	Box Wt.	Box/Pallet Quantity	List Price
	VB1724GB	17" x 24" Jumbo Valve Box (ICV)	Green/Black	10.50 lbs	44 lbs	4/48	\$100.00 ea.
	VB1724GG	17" x 24" Jumbo Valve Box (ICV)	Green/Green	10.50 lbs	44 lbs	4/48	\$105.00 ea.
	VB1724PP	17" x 24" Jumbo Valve Box (Reclaimed Water)	Purple/Purple	10.50 lbs	44 lbs	4/48	\$115.00 ea.
	VB1724SS	17" x 24" Jumbo Valve Box (ICV)	Sand/Sand	10.50 lbs	44 lbs	4/48	\$110.00 ea.
	VLR1724G	17" x 24" Rectangular Lid (ICV)	Green	3.00 lbs	32 lbs	10	\$47.00 ea.
	VLR1724P	17" x 24" Rectangular Lid (Reclaimed Water)	Purple	3.00 lbs	32 lbs	10	\$52.00 ea.
	VLR1724S	17" x 24" Rectangular Lid (ICV)	Sand	3.00 lbs	32 lbs	10	\$50.00 ea.
	VBA	3/8" x 2" Stainless Steel Bolt Assembly, 10/bag	Silver	0.09 lbs	5 lbs	40	\$7.00 ea.

*Pallet quantities are not boxed.

14" x 19" Low Profile Valve Boxes and Riser Extensions




	Part No.	Description	Color (Lid/Base)	Part Weight	Box Wt.	Box/Pallet Quantity	List Price
	VBSLPGB	14" x 19" Low Profile Valve Box (ICV)	Green/Black	4.60 lbs	20 lbs	4/49	\$48.00 ea.
	VBSLPGG	14" x 19" Low Profile Valve Box (ICV)	Green/Green	4.60 lbs	20 lbs	4/49	\$53.00 ea.
	VBSLPPP	14" x 19" Low Profile Valve Box (Reclaimed Water)	Purple/Purple	4.60 lbs	20 lbs	4/49	\$62.00 ea.
	VBSLPSS	14" x 19" Low Profile Valve Box (ICV)	Sand/Sand	4.60 lbs	20 lbs	4/49	\$59.00 ea.
	VBSRB	14" x 19" Riser Extension	Black	2.80 lbs	19 lbs	6/91	\$37.00 ea.
	VBSRG	14" x 19" Riser Extension	Green	2.80 lbs	19 lbs	6/91	\$40.00 ea.
	VBSRP	14" x 19" Riser Extension	Purple	2.80 lbs	19 lbs	6/91	\$43.00 ea.
	VBSRS	14" x 19" Riser Extension	Sand	2.80 lbs	19 lbs	6/91	\$42.00 ea.
	VBA	3/8" X 2" Stainless Steel Bolt Assembly, 10/bag	Silver	0.09 lbs	5 lbs	40	\$7.00 ea.

17" x 24" Low Profile Valve Boxes and Riser Extensions




	Part No.	Description	Color (Lid/Base)	Part Weight	Box Wt.	Box/Pallet Quantity	List Price
	VBJLPGB	17" x 24" Low Profile Valve Box (ICV)	Green/Black	7.50 lbs	32 lbs	4/35	\$90.00 ea.
	VBJLPGG	17" x 24" Low Profile Valve Box (ICV)	Green/Green	7.50 lbs	32 lbs	4/35	\$95.00 ea.
	VBJLPPP	17" x 24" Low Profile Valve Box (Reclaimed Water)	Purple/Purple	7.50 lbs	32 lbs	4/35	\$105.00 ea.
	VBJLPSS	17" x 24" Low Profile Valve Box (ICV)	Sand/Sand	7.50 lbs	32 lbs	4/35	\$100.00 ea.
	VBJRB	17" x 24" Riser Extension	Black	4.50 lbs	29 lbs	6/60	\$68.00 ea.
	VBJRG	17" x 24" Riser Extension	Green	4.50 lbs	29 lbs	6/60	\$72.00 ea.
	VBJRP	17" x 24" Riser Extension	Purple	4.50 lbs	29 lbs	6/60	\$78.00 ea.
	VBJRS	17" x 24" Riser Extension	Sand	4.50 lbs	29 lbs	6/60	\$76.00 ea.
	VBA	3/8" X 2" Stainless Steel Bolt Assembly, 10/bag	Silver	0.09 lbs	5 lbs	40	\$7.00 ea.

*Pallet quantities are not boxed.




Round Flat Grates

	Part No.	Description	Color	Part Weight	Box Weight	Box Qty	List Price
	G3RFG	3" Round Flat Grate	Green	0.13 lbs	7 lbs	50	\$4.00 ea.
	G3RFB	3" Round Flat Grate	Black	0.13 lbs	7 lbs	50	\$4.00 ea.
	G3RFS	3" Round Flat Grate	Sand	0.13 lbs	7 lbs	50	\$4.20 ea.
	G3RFC	3" Round Flat Grate	Grey	0.13 lbs	7 lbs	50	\$4.20 ea.
	G3RFP	3" Round Flat Grate	Purple	0.13 lbs	7 lbs	50	\$4.20 ea.
	G4RFG	4" Round Flat Grate	Green	0.18 lbs	10 lbs	50	\$4.50 ea.
	G4RFB	4" Round Flat Grate	Black	0.18 lbs	10 lbs	50	\$4.50 ea.
	G4RFS	4" Round Flat Grate	Sand	0.18 lbs	10 lbs	50	\$4.75 ea.
	G4RFC	4" Round Flat Grate	Grey	0.18 lbs	10 bs	50	\$4.75 ea.
	G6RFG	6" Round Flat Grate	Green	0.46 lbs	10 lbs	20	\$11.50 ea.
	G6RFB	6" Round Flat Grate	Black	0.46 lbs	10 lbs	20	\$11.50 ea.
	G6RFS	6" Round Flat Grate	Sand	0.46 lbs	10 lbs	20	\$12.00 ea.
	G6RFC	6" Round Flat Grate	Grey	0.46 lbs	10 bs	20	\$12.00 ea.



Round Atrium Grates

	Part No.	Description	Color	Part Weight	Box Weight	Box Qty	List Price
	G3RAG	3" Round Atrium Grate	Green	0.15 lbs	5 lbs	25	\$9.00 ea.
	G3RAB	3" Round Atrium Grate	Black	0.15 lbs	5 lbs	25	\$9.00 ea.
	G3RAS	3" Round Atrium Grate	Sand	0.15 lbs	5 lbs	25	\$9.45 ea.
	G4RAG	4" Round Atrium Grate	Green	0.20 lbs	5 lbs	20	\$13.50 ea.
	G4RAB	4" Round Atrium Grate	Black	0.20 lbs	5 lbs	20	\$13.50 ea.
	G4RAS	4" Round Atrium Grate	Sand	0.20 lbs	5 lbs	20	\$14.20 ea.
	G6RAG	6" Round Atrium Grate	Green	0.51 lbs	7 lbs	12	\$18.50 ea.
	G6RAB	6" Round Atrium Grate	Black	0.51 lbs	7 lbs	12	\$18.50 ea.
	G6RAS	6" Round Atrium Grate	Sand	0.51 lbs	7 lbs	12	\$19.45 ea.


Square Flat Grates

	Part No.	Description	Color	Part Weight	Box Weight	Box Qty	List Price
	G9SFG	9" Square Flat Grate	Green	0.90 lbs	10 lbs	10	\$35.00 ea.
	G9SFB	9" Square Flat Grate	Black	0.90 lbs	10 lbs	10	\$35.00 ea.
	G9SFS	9" Square Flat Grate	Sand	0.90 lbs	10 lbs	10	\$36.75 ea.
	G9SFC	9" Square Flat Grate	Grey	0.90 lbs	10 lbs	10	\$36.75 ea.
	G12SFG	12" Square Flat Grate	Green	1.70 lbs	18 lbs	10	\$50.50 ea.
	G12SFB	12" Square Flat Grate	Black	1.70 lbs	18 lbs	10	\$50.50 ea.
	G12SFS	12" Square Flat Grate	Sand	1.70 lbs	18 lbs	10	\$53.00 ea.
	G12SFC	12" Square Flat Grate	Grey	1.70 lbs	18 bs	10	\$53.00 ea.
	G18SFG	18" Square Flat Grate	Green	5.40 lbs	12 lbs	2	\$188.00 ea.
	G18SFB	18" Square Flat Grate	Black	5.40 lbs	12 lbs	2	\$188.00 ea.
	G18SFS	18" Square Flat Grate	Sand	5.40 lbs	12 lbs	2	\$188.00 ea.
	G18SFC	18" Square Flat Grate	Grey	5.40 lbs	12 bs	2	\$188.00 ea.



Square Atrium Grates

	Part No.	Description	Color	Part Weight	Box Weight	Box Qty	List Price
	G9SAG	9" Square Atrium Grate	Green	0.65 lbs	6 lbs	8	\$40.00 ea.
	G9SAB	9" Square Atrium Grate	Black	0.65 lbs	6 lbs	8	\$40.00 ea.
	G12SAG	12" Square Atrium Grate	Green	1.30 lbs	12 lbs	8	\$58.00 ea.
	G12SAB	12" Square Atrium Grate	Black	1.30 lbs	12 lbs	8	\$58.00 ea.





Square Universal Grates

	Part No.	Description	Color	Part Weight	Box Weight	Box Qty	List Price
	G6SUG	6" Square Universal Grate	Green	0.55 lbs	13 lbs	20	\$15.00 ea.
	G6SUB	6" Square Universal Grate	Black	0.55 lbs	13 lbs	20	\$15.00 ea.
	G6SUS	6" Square Universal Grate	Sand	0.55 lbs	13 lbs	20	\$16.00 ea.
	G6SUC	6" Square Universal Grate	Grey	0.55 lbs	13 lbs	20	\$16.00 ea.
<p>Note: The 6" Square Universal Grate fits 3" and 4" Sewer and Drain, Corrugated and Triple Wall Pipe, 3", 4" and 6" Sewer and Drain Hub Fittings and 6" Round Catch Basins.</p>							



Round Flat Brass Grates

	Part No.	Description	Color	Part Weight	Box Weight	Box Qty	List Price
	GB3R	3" Round Flat Brass Grate with PVC Collar (Fits 2" Schedule 40 Pipe and 3" Sewer & Drain Fittings)	Satin Brass	0.30 lbs	4 lbs	12	\$30.00 ea.
	GB4R	4" Round Flat Brass Grate with PVC Collar (Fits 3" Sewer & Drain Pipe and 4" Sewer & Drain Fittings)	Satin Brass	0.50 lbs	7 lbs	12	\$34.00 ea.




Pop-Up Relief Valves

	Part No.	Description	Color	Part Weight	Box Weight	Box Qty	List Price
	APU	Pop-Up Valve (fits 3" and 4" hub fittings)	Green	0.30 lbs	7 lbs	20	\$20.50 ea.
	APU3	Pop-Up Valve with 3" Elbow (fits 3" PVC Pipe)	Green	0.60 lbs	7 lbs	10	\$25.25 ea.
	APU4	Pop-Up Valve with 4" Elbow (fits 4" PVC Pipe)	Green	0.90 lbs	9 lbs	8	\$29.50 ea.
	APUP34	Pop-Up Valve with 4" Elbow and Adapter (fits 3" & 4" PVC and Corrugated Pipe)	Green	1.40 lbs	10 lbs	6	\$36.00 ea.


Round Catch Basins

	Part No.	Description	Color	Part Weight	Box Weight	Box Qty	List Price
	BR61	6" Round Basin, 1 Outlet (fits 3" and 4" PVC & Corrugated Pipe)	Black	1.30 lbs	13 lbs	8	\$23.00 ea.
	BR62	6" Round Basin, 2 Outlets (fits 3" and 4" PVC & Corrugated Pipe)	Black	1.50 lbs	14 lbs	8	\$25.00 ea.



Square Catch Basins

	Part No.	Description	Color	Part Weight	Box Weight	Box Qty	List Price
	BS92	9" Square Basin, 2 Outlets (accepts Adapters [ABA34, ABAO34, ABA6] or Plug [ABP])	Black	2.00 lbs	13 lbs	6	\$32.00 ea.
	BS94	9" Square Basin, 4 Outlets (accepts Adapters [ABA34, ABAO34, ABA6] or Plug [ABP])	Black	1.60 lbs	11 lbs	6	\$42.00 ea.
	BS122	12" Square Basin, 2 Outlets (accepts Adapters [ABA34, ABAO34, ABA6] or Plug [ABP])	Black	3.70 lbs	21 lbs	5	\$45.25 ea.
	BS124	12" Square Basin, 4 Outlets (accepts Adapters [ABA34, ABAO34, ABA6] or Plug [ABP])	Black	3.30 lbs	19 lbs	5	\$65.00 ea.
	BS182	18" Square Basin, 2 Outlets (accepts Adapters [ABA34, ABAO34, ABA6] or Plug [ABP])	Black	9.10 lbs	21 lbs	2	\$300.00 ea.
	BS184	18" Square Basin, 4 Outlets (accepts Adapters [ABA34, ABAO34, ABA6] or Plug [ABP])	Black	8.70 lbs	20 lbs	2	\$324.00 ea.


Sump Box

	Part No.	Description	Color	Part Weight	Box Weight	Box Qty	List Price
	BS120	12" Square Sump Box (no outlets)	Black	4.10 lbs	22 lbs	5	\$55.00 ea.


Low Profile Basins

	Part No.	Description	Color	Part Weight	Box Weight	Box Qty	List Price
	BS9LP	9" Low Profile Basin (accepts Basin Adapters [ABA34, ABAO34, ABA6])	Black	0.80 lbs	11 lbs	12	\$26.00 ea.
	BS12LP	12" Low Profile Basin (accepts Basin Adapters [ABA34, ABAO34, ABA6])	Black	1.45 lbs	20 lbs	12	\$33.00 ea.

Downspout Adapters NEW

	Part No.	Description	Color	Part Weight	Box Weight	Box Qty	List Price
	ADS23	2" x 3" Downspout Adapter (fits 3" and 4" PVC or Corrugated Pipe)	Black	0.40 lbs	10 lbs	24	\$7.00 ea.
	ADS34	3" x 4" Downspout Adapter (fits 3" and 4" PVC or Corrugated Pipe)	Black	0.40 lbs	10 lbs	24	\$8.00 ea.

Basin Kits


	Part No.	Description	Grate Color	Part Weight	Box Weight	Box Qty	List Price
	K9G	9" Basin Kit with Green Grate	Green	4.20 lbs	18 lbs	4	\$87.00 ea.
	K9B	9" Basin Kit with Black Grate	Black	4.20 lbs	18 lbs	4	\$87.00 ea.
	K12G	12" Basin Kit with Green Grate	Green	6.70 lbs	29 lbs	4	\$116.00 ea.
	K12B	12" Basin Kit with Black Grate	Black	6.70 lbs	29 lbs	4	\$116.00 ea.

Kit contains: 1 – 9" or 12" Square Basin, 1 – 9" or 12" Square Flat Grate, 2 – Basin Adapters to 3" or 4" Pipe, 1 – Basin Plug

Drainage Accessories

	Part No.	Description	Color	Part Weight	Box Weight	Box Qty	List Price
	ABP	Basin Plug (fits 9", 12" & 18" Square Basins Outlets)	Black	0.30 lbs	12 lbs	40	\$6.50 ea.
	ABA34	Basin Adapter (adapts 9", 12" & 18" Square Basin and 9" & 12" Low Profile Basin Outlets to 3" & 4" PVC and Corrugated Pipe)	Black	0.50 lbs	13 lbs	24	\$8.00 ea.
	ABAO34	Offset Basin Adapter (adapts 9", 12" & 18" Square Basin and 9" & 12" Low Profile Basin Outlets to 3" & 4" PVC and Corrugated Pipe)	Black	0.50 lbs	13 lbs	24	\$8.50 ea.
	ABA6	Basin Adapter (adapts 9", 12" & 18" Square Basin and 9" & 12" Low Profile Basin Outlets to 6" PVC and Corrugated Pipe)	Black	0.60 lbs	17 lbs	24	\$9.50 ea.
	AFA34	Fitting Adapter (adapts 3" & 4" Hub Fitting to 3" & 4" PVC and Corrugated Pipe)	Black	0.55 lbs	15 lbs	24	\$8.00 ea.
	ABR9	9" Square Basin Riser (extends height of 9" Square Basin by 6")	Black	1.50 lbs	14 lbs	8	\$31.00 ea.
	ABR12	12" Square Basin Riser (extends height of 12" Square Basin by 6")	Black	2.15 lbs	11 lbs	4	\$36.00 ea.


Rhino™ Compensating Emitters

Part No.	Description	Color Code	Wt. per 100	Bag Qty	Box Qty	Box Weight	List Price
ERC5	0.5 gph, PC Emitter (with Check Valve)	Red	0.45 lbs	100	2,000	10 lbs	\$0.45 ea.
 EXTRA COLOR ERC5BL	0.5 gph, PC Emitter (with Check Valve)	Blue	0.45 lbs	100	2,000	10 lbs	\$0.45 ea.
ERC10	1.0 gph, PC Emitter (with Check Valve)	Black	0.45 lbs	100	2,000	10 lbs	\$0.45 ea.
ERC20	2.0 gph, PC Emitter (with Check Valve)	Green	0.45 lbs	100	2,000	10 lbs	\$0.45 ea.
EXTRA COLOR ERC20DR	2.0 gph, PC Emitter (with Check Valve)	Dark Red	0.45 lbs	100	2,000	10 lbs	\$0.45 ea.


Take Apart Pressure Compensating Emitters

Part No.	Description	Color Code	Wt. per 100	Bag Qty	Box Qty	Box Weight	List Price
 ETAPC5	0.5 gph, Take Apart PC Emitter	Red	0.45 lbs	100	2,000	10 lbs	\$0.52 ea.
ETAPC10	1.0 gph, Take Apart PC Emitter	Black	0.45 lbs	100	2,000	10 lbs	\$0.52 ea.
ETAPC20	2.0 gph, Take Apart PC Emitter	Green	0.45 lbs	100	2,000	10 lbs	\$0.52 ea.


Take Apart Flag Emitters

Part No.	Description	Color Code	Wt. per 100	Bag Qty	Box Qty	Box Weight	List Price
 ETA10	1.0 gph, Take Apart Flag Emitter (with C-LOK™)	Black	0.33 lbs	100	2,000	7 lbs	\$0.30 ea.
ETA20G	2.0 gph, Take Apart Flag Emitter (with C-LOK™)	Light Green	0.33 lbs	100	2,000	7 lbs	\$0.30 ea.
ETA20B	2.0 gph, Take Apart Flag Emitter (with C-LOK™)	Blue	0.33 lbs	100	2,000	7 lbs	\$0.30 ea.
ETA40Y	4.0 gph, Take Apart Flag Emitter (with C-LOK™)	Yellow	0.33 lbs	100	2,000	7 lbs	\$0.30 ea.
ETA40G	4.0 gph, Take Apart Flag Emitter (with C-LOK™)	Dark Green	0.33 lbs	100	2,000	7 lbs	\$0.30 ea.


Take Apart Adjustable Emitters

	Part No.	Description	Color Code	Wt. per 100	Bag Qty	Box Qty	Box Weight	List Price
	EAB	0 - 2 gph, Take Apart Adjustable Emitter with Barbed Inlet	Black	0.37 lbs	100	1,000	5 lbs	\$0.66 ea.
	EAS	0 - 2 gph, Take Apart Adjustable Emitter on 6" Stake	Black	1.02 lbs	50	1,000	12 lbs	\$1.20 ea.

Mini-Inline Emitters

	Part No.	Description	Color Code	Wt. per 100	Bag Qty	Box Qty	Box Weight	List Price
	EMIL5	0.5 gph, Mini-Inline Emitter	Red	0.30 lbs	100	2,000	7 lbs	\$0.56 ea.
	EMIL10	1.0 gph, Mini-Inline Emitter	Black	0.30 lbs	100	2,000	7 lbs	\$0.56 ea.
	EMIL20	2.0 gph, Mini-Inline Emitter	Green	0.30 lbs	100	2,000	7 lbs	\$0.56 ea.

8 Outlet Adjustable Bubbler

	Part No.	Description	Color Code	Wt. per 100	Bag Qty	Box Qty	Box Weight	List Price
	EAB8	0 - 30 gph/Outlet Adjustable Bubbler with 1/4" Swivel Barbed Elbows, 1/2" FIPT Swivel Inlet (includes wrench for valve adjustment, 45 psi max)	Black	30.00 lbs	10	30	10 lbs	\$14.00 ea.

4 Outlet Pressure Compensating Bubblers

	Part No.	Description	Color Code	Wt. per 100	Bag Qty	Box Qty	Box Weight	List Price
	FM4	4 Outlet Manifold w/ 1/4" Swivel Barbed Elbows, 1/2" FIPT Inlet	Grey	4.30 lbs	25	100	5 lbs	\$4.80 ea.
	EPCB2	2 gph/Outlet, 4 Swivel Barbed Outlets, 1/2" FIPT PC Bubbler	Blue	4.40 lbs	25	100	5 lbs	\$5.00 ea.
	EPCB6	6 gph/Outlet, 4 Swivel Barbed Outlets, 1/2" FIPT PC Bubbler	Black	4.40 lbs	25	100	5 lbs	\$5.00 ea.
	EPCB10	10 gph/Outlet, 4 Swivel Barbed Outlets, 1/2" FIPT PC Bubbler	Red	4.40 lbs	25	100	5 lbs	\$5.00 ea.
	EPCB20	20 gph/Outlet, 4 Swivel Barbed Outlets, 1/2" FIPT PC Bubbler	Green	4.40 lbs	25	100	5 lbs	\$5.00 ea.

Zebra™ Adjustable Stream Emitters

	Part No.	Description	Color Code	Wt. per 100	Bag Qty	Box Qty	Box Weight	List Price
	EZB360	360° 8-Stream Adjustable Emitter with Barbed Inlet	Black	0.36 lbs	100	1,000	5 lbs	\$0.54 ea.
	EZT360	360° 8-Stream Adjustable Emitter with Threaded Inlet	Black	0.36 lbs	100	1,000	5 lbs	\$0.54 ea.
	EZS360	360° 8-Stream Adjustable Emitter on 6" Stake (includes additional 1/4" barbed connector)	Black	1.16 lbs	50	1,000	14 lbs	\$0.85 ea.
	EZB180	180° 5-Stream Adjustable Emitter with Barbed Inlet	Black	0.36 lbs	100	1,000	5 lbs	\$0.54 ea.
	EZT180	180° 5-Stream Adjustable Emitter with Threaded Inlet	Black	0.36 lbs	100	1,000	5 lbs	\$0.54 ea.
	EZS180	180° 5-Stream Adjustable Emitter on 6" Stake (includes additional 1/4" barbed connector)	Black	1.16 lbs	50	1,000	14 lbs	\$0.85 ea.

Zebra™ Adjustable Fan Sprayers

	Part No.	Description	Color Code	Wt. per 100	Bag Qty	Box Qty	Box Weight	List Price
	EZBFAN	Fan Spray Adjustable Emitter with Barbed Inlet	Black	0.46 lbs	100	1,000	6 lbs	\$0.66 ea.
	EZTFAN	Fan Spray Adjustable Emitter with Threaded Inlet	Black	0.46 lbs	100	1,000	6 lbs	\$0.66 ea.
	EZSFAN	Fan Spray Adjustable Emitter on 6" Stake (includes additional 1/4" barbed connector)	Black	1.26 lbs	50	1,000	14 lbs	\$1.00 ea.

Zebra™ Adjustable Bubbler

	Part No.	Description	Color Code	Wt. per 100	Bag Qty	Box Qty	Box Weight	List Price
	EZBBUB	Adjustable Bubbler with Barbed Inlet	Black	0.42 lbs	100	1,000	5 lbs	\$0.66 ea.
	EZTBUB	Adjustable Bubbler with Threaded Inlet	Black	0.42 lbs	100	1,000	5 lbs	\$0.66 ea.
	EZSBUB	Adjustable Bubbler on 6" Stake (includes additional 1/4" barbed connector)	Black	1.22 lbs	50	1,000	14 lbs	\$1.00 ea.


Single Piece Jets

	Part No.	Description	Color Code	Wt. per 100	Bag Qty	Box Qty	Box Weight	List Price
	EJ436	0.040" Orifice, 360° Jet	Blue	0.10 lbs	100	1,000	2 lbs	\$0.26 ea.
	EJ536	0.050" Orifice, 360° Jet	Green	0.10 lbs	100	1,000	2 lbs	\$0.26 ea.
	EJ636	0.060" Orifice, 360° Jet	Red	0.10 lbs	100	1,000	2 lbs	\$0.26 ea.
	EJ418	0.040" Orifice, 180° Jet	Blue	0.10 lbs	100	1,000	2 lbs	\$0.26 ea.
	EJ518	0.050" Orifice, 180° Jet	Green	0.10 lbs	100	1,000	2 lbs	\$0.26 ea.
	EJ618	0.060" Orifice, 180° Jet	Red	0.10 lbs	100	1,000	2 lbs	\$0.26 ea.
	EJ49	0.040" Orifice, 90° Jet	Blue	0.10 lbs	100	1,000	2 lbs	\$0.26 ea.
	EJ59	0.050" Orifice, 90° Jet	Green	0.10 lbs	100	1,000	2 lbs	\$0.26 ea.
	EJ69	0.060" Orifice, 90° Jet	Red	0.10 lbs	100	1,000	2 lbs	\$0.26 ea.


Spray Sticks

	Part No.	Description	Color Code	Wt. per 100	Bag Qty	Box Qty	Box Weight	List Price
	ESS160BL	160° High Flow Spray Stick	Black	1.00 lbs	100	1,000	10 lbs	\$0.28 ea.
	ESS160DG	160° Medium Flow Spray	Green	1.00 lbs	100	1,000	10 lbs	\$0.28 ea.
	ESS160AV	160° Low Flow Spray Stick	Avocado	1.00 lbs	100	1,000	10 lbs	\$0.28 ea.
	ESS160TC	160° Mini Flow Spray Stick	Terracotta	1.00 lbs	100	1,000	10 lbs	\$0.28 ea.
	ESS90BR	90° Low Flow Spray Stick	Brown	1.00 lbs	100	1,000	10 lbs	\$0.28 ea.
	ESS90C	90° Mini Flow Spray Stick	Grey	1.00 lbs	100	1,000	10 lbs	\$0.28 ea.




Anteater™ Adjustable Jets

	Part No.	Description	Color Code	Wt. per 100	Bag Qty	Box Qty	Box Weight	List Price
	EAJ360	360° Stream Spray Adjustable Jet w/ Threaded Inlet	Red	0.55 lbs	50	500	4 lbs	\$1.20 ea.
	EAJ180	180° Fan Spray Adjustable Jet w/ Threaded Inlet	Blue	0.55 lbs	50	500	4 lbs	\$1.20 ea.
	EAJ90	90° Fan Spray Adjustable Jet w/ Threaded Inlet	Black	0.55 lbs	50	500	4 lbs	\$1.20 ea.


Adjustable Micro-Sprinkler

	Part No.	Description	Color Code	Wt. per 100	Bag Qty	Box Qty	Box Weight	List Price
	EAMS	0 - 22 gph, Adjustable Micro-Sprinkler w/ Threaded Inlet	Black	0.80 lbs	50	300	4 lbs	\$2.50 ea.


Misters

	Part No.	Description	Color Code	Wt. per 100	Bag Qty	Box Qty	Box Weight	List Price
	EM6	0.6 gph, Plastic Misting Nozzle w/ 100 Mesh Stainless Steel Screen, 1/8" MIPT Inlet	Grey	0.60 lbs	50	250	2 lbs	\$6.00 ea.
	EM10	1.0 gph, Plastic Misting Nozzle w/ 100 Mesh Stainless Steel Screen, 1/8" MIPT Inlet	Blue	0.60 lbs	50	250	2 lbs	\$6.00 ea.
	EMB30	3.0 gph, Plastic Misting/Fogging Nozzle with 1/4" Barbed Inlet	Black	0.40 lbs	100	500	3 lbs	\$1.10 ea.
	FTM	PVC Reducing Threaded Tee, 1/2" x 1/2" x 1/8" (for use with EM6 and EM10 misters)	White	4.50 lbs	25	150	8 lbs	\$2.00 ea.




1/4" Cobra™ Dripperline

Part No.	Description	Color Code	Wt. per 100'	Coil Size	Box Qty	Box Wt.	List Price
 ED12BL/1000	0.5 gph, 1/4" Dripperline (0.170" x 0.250", 12" Spacing)	Black	1.10 lbs	1,000'	2,000'	24 lbs	\$151.00 ea.
ED6BL/1000	0.5 gph, 1/4" Dripperline (0.170" x 0.250", 6" Spacing)	Black	1.20 lbs	1,000'	2,000'	25 lbs	\$205.00 ea.
ED12BL/500	0.5 gph, 1/4" Dripperline (0.170" x 0.250", 12" Spacing)	Black	1.10 lbs	500'	1,000'	13 lbs	\$77.00 ea.
ED6BL/500	0.5 gph, 1/4" Dripperline (0.170" x 0.250", 6" Spacing)	Black	1.20 lbs	500'	1,000'	13 lbs	\$107.00 ea.
 ED12BL/100	0.5 gph, 1/4" Dripperline (0.170" x 0.250", 12" Spacing)	Black	1.10 lbs	100'	2,000'	24 lbs	\$15.50 ea.
ED9BL/100	0.5 gph, 1/4" Dripperline (0.170" x 0.250", 9" Spacing)	Black	1.15 lbs	100'	2,000'	25 lbs	\$18.00 ea.
ED6BL/100	0.5 gph, 1/4" Dripperline (0.170" x 0.250", 6" Spacing)	Black	1.20 lbs	100'	2,000'	25 lbs	\$21.00 ea.
ED12BR/100	0.5 gph, 1/4" Dripperline (0.170" x 0.250", 12" Spacing)	Brown	1.10 lbs	100'	2,000'	24 lbs	\$17.00 ea.
ED6BR/100	0.5 gph, 1/4" Dripperline (0.170" x 0.250", 6" Spacing)	Brown	1.20 lbs	100'	2,000'	25 lbs	\$23.00 ea.
 ED12BL/50	0.5 gph, 1/4" Dripperline (0.170" x 0.250", 12" Spacing)	Black	1.10 lbs	50'	1,800'	21 lbs	\$8.50 ea.
ED6BL/50	0.5 gph, 1/4" Dripperline (0.170" x 0.250", 6" Spacing)	Black	1.20 lbs	50'	1,800'	22 lbs	\$11.50 ea.
ED6BR/50	0.5 gph, 1/4" Dripperline (0.170" x 0.250", 6" Spacing)	Brown	1.20 lbs	50'	1,800'	22 lbs	\$12.50 ea.




Swing Riser Pipe

Part No.	Description	Color Code	Wt. per 100'	Coil Size	Box/Pallet Qty	Box Wt.	List Price
 TSR/100	Swing Riser Pipe (0.490" x 0.690") Individually Shrink Wrapped	Black	7.50 lbs	100'	600'/12,600'	47 lbs	\$48.00 ea.

Polyethylene Distribution Tubing

	Part No.	Description	Color Code	Wt. per 100'	Coil Size	Box Qty	Box Wt.	List Price
	T185/2000	1/8" Poly Tubing (0.125" x 0.185")	Black	0.6 lbs	2,000'	4,000'	26 lbs	\$90.00 ea.
	T220/1500	1/4" Poly Tubing (0.160" x 0.220")	Black	0.7 lbs	1,500'	3,000'	23 lbs	\$75.00 ea.
	T250/1250	1/4" Poly Tubing (0.170" x 0.250")	Black	1.1 lbs	1,250'	2,500'	29 lbs	\$96.00 ea.
	T185/1000	1/8" Poly Tubing (0.125" x 0.185")	Black	0.6 lbs	1,000'	4,000'	27 lbs	\$50.00 ea.
	T220/1000	1/4" Poly Tubing (0.160" x 0.220")	Black	0.7 lbs	1,000'	3,000'	24 lbs	\$60.00 ea.
	T250/500	1/4" Poly Tubing (0.170" x 0.250")	Black	1.1 lbs	500'	3,000'	37 lbs	\$47.50 ea.
	T250/1000	1/4" Poly Tubing (0.170" x 0.250")	Black	1.1 lbs	1,000'	3,000'	36 lbs	\$85.00 ea.
	T185/100	1/8" Poly Tubing (0.125" x 0.185")	Black	0.6 lbs	100'	4,000'	25 lbs	\$5.40 ea.
	T220/100	1/4" Poly Tubing (0.160" x 0.220")	Black	0.7 lbs	100'	3,200'	24 lbs	\$6.30 ea.
	T250/50	1/4" Poly Tubing (0.170" x 0.250")	Black	1.1 lbs	50'	2,000'	23 lbs	\$5.40 ea.
	T250/100	1/4" Poly Tubing (0.170" x 0.250")	Black	1.1 lbs	100'	2,800'	32 lbs	\$8.00 ea.




Vinyl Distribution Tubing

	Part No.	Description	Color Code	Wt. per 100'	Coil Size	Box Qty	Box Wt.	List Price
	T185V/2000	1/8" Vinyl Tubing (0.125" x 0.185")	Black	1.0 lbs	2,000'	4,000'	42 lbs	\$138.00 ea.
	T220V/1500	1/4" Vinyl Tubing (0.160" x 0.220")	Black	1.2 lbs	1,500'	3,000'	36 lbs	\$124.00 ea.
	T250V/1250	1/4" Vinyl Tubing (0.170" x 0.250")	Black	1.7 lbs	1,250'	2,500'	44 lbs	\$142.00 ea.
	T185V/1000	1/8" Vinyl Tubing (0.125" x 0.185")	Black	1.0 lbs	1,000'	4,000'	43 lbs	\$82.00 ea.
	T220V/1000	1/4" Vinyl Tubing (0.160" x 0.220")	Black	1.2 lbs	1,000'	3,000'	38 lbs	\$95.00 ea.
	T250V/500	1/4" Vinyl Tubing (0.170" x 0.250")	Black	1.7 lbs	500'	3,000'	54 lbs	\$68.00 ea.
	T250V/1000	1/4" Vinyl Tubing (0.170" x 0.250")	Black	1.7 lbs	1,000'	3,000'	52 lbs	\$128.00 ea.
	T185V/100	1/8" Vinyl Tubing (0.125" x 0.185")	Black	1.0 lbs	100'	4,800'	49 lbs	\$7.75 ea.
	T220V/100	1/4" Vinyl Tubing (0.160" x 0.220")	Black	1.2 lbs	100'	3,200'	38 lbs	\$9.25 ea.
	T250V/100	1/4" Vinyl Tubing (0.170" x 0.250")	Black	1.7 lbs	100'	2,800'	47 lbs	\$12.25 ea.
	T250HWV/100	1/4" Heavy Wall Vinyl Tubing (0.155" x 0.250")	Black	2.0 lbs	100'	2,800'	54 lbs	\$18.25 ea.

Micro-Fittings

	Part No.	Description	Color Code	Wt. per 100	Bag Qty	Box Qty	Box Weight	List Price
	FC125	1/8" Barbed Coupling	Black	0.07 lbs	100	5,000	5 lbs	\$0.12 ea.
	FC250	1/4" Barbed Coupling	Black	0.14 lbs	100	5,000	8 lbs	\$0.10 ea.
 NEW	FBB250HD	1/4" Heavy Duty Adapter (barb x barb)	Black	0.12 lbs	100	5,000	7 lbs	\$0.12 ea.
	FBB250	1/4" Adapter (barb x barb)	Black	0.08 lbs	100	5,000	5 lbs	\$0.12 ea.
	FT125	1/8" Barbed Tee	Black	0.10 lbs	100	3,000	4 lbs	\$0.34 ea.
	FT250	1/4" Barbed Tee	Black	0.19 lbs	100	3,000	7 lbs	\$0.18 ea.
	FEL250	1/4" Barbed Elbow	Black	0.13 lbs	100	3,000	5 lbs	\$0.16 ea.
	FX250	1/4" Barbed Cross	Black	0.25 lbs	50	1,000	4 lbs	\$0.30 ea.
	FGP2	Dual Goof Plug (10/rack)	Black	0.11 lbs	100	5,000	7 lbs	\$0.06 ea.
	FGPT	Threaded Goof Plug	Black	0.10 lbs	100	2,000	3 lbs	\$0.40 ea.
	FBP250	Bug Plug for T220 and T250 Distribution Tubing	Black	0.11 lbs	100	5,000	7 lbs	\$0.21 ea.

Micro-Fitting Large Packs

	Part No.	Description	Color Code	Wt. per 100	Bag Qty	Box Qty	Box Weight	List Price
	FC250/500	1/4" Barbed Coupling (500/bag)	Black	0.14 lbs	500	20,000	15 lbs	\$0.09 ea.
	FBB250HD/500	1/4" Heavy Duty Adapter (barb x barb) (500/bag)	Black	0.12 lbs	500	20,000	25 lbs	\$0.11 ea.
	FGP2/1000	Dual Goof Plug (10/rack) (1,000/bag)	Black	0.11 lbs	1,000	30,000	35 lbs	\$0.05 ea.

Micro-Fitting Adapters

	Part No.	Description	Color Code	Wt. per 100	Bag Qty	Box Qty	Box Weight	List Price
	FRBA	1/4" x 1/8" Reducing Barbed Adapter	Black	0.08 lbs	100	3,000	4 lbs	\$0.20 ea.
	FBT250	1/4" EZ Turn™ Adapter (barb x thread)	Black	0.15 lbs	100	2,000	4 lbs	\$0.20 ea.
	FTT250	1/4" EZ Turn™ Adapter (thread x thread)	Black	0.14 lbs	100	2,000	4 lbs	\$0.20 ea.
	FBQT250	1/4" EZ Turn™ Adapter (barb x quick thread)	Black	0.14 lbs	100	2,000	4 lbs	\$0.20 ea.

1/2" Crocodile™ Compression Fittings

	Part No.	Description	Color Code	Wt. per 100	Bag Qty	Box Qty	Box Weight	List Price
	FSA700	1/2" Socket Adapter (0.700" to 0.710" OD tubing x 1/2" socket / 3/4" spigot)	Black	1.60 lbs	100	500	9 lbs	\$0.98 ea.
	FCA250	Compression Adapter (1/2" slip x 0.250" OD tubing)	Orange	0.60 lbs	100	2,000	13 lbs	\$0.30 ea.
	FCA620	Compression Adapter (1/2" slip x 0.620" OD tubing)	Green	0.45 lbs	100	2,000	10 lbs	\$0.26 ea.
	FCA700	Compression Adapter (1/2" slip x 0.700" OD tubing)	Black	0.40 lbs	100	2,000	9 lbs	\$0.26 ea.
	FCA710	Compression Adapter (1/2" slip x 0.710" OD tubing)	Blue	0.40 lbs	100	2,000	9 lbs	\$0.26 ea.
	FCC620	Compression Coupling (fits 0.620" OD tubing)	Green	3.00 lbs	25	1,000	32 lbs	\$0.80 ea.
	FCC700	Compression Coupling (fits 0.700" OD tubing)	Black	2.90 lbs	25	1,000	31 lbs	\$0.80 ea.
	FCC710	Compression Coupling (fits 0.710" OD tubing)	Blue	2.90 lbs	25	1,000	31 lbs	\$0.80 ea.
	FRCC67	Reducing Coupling (from 0.620" to 0.700" OD tubing)	Green	2.90 lbs	25	1,000	31 lbs	\$0.83 ea.
	FRCC671	Reducing Coupling (from 0.620" to 0.710" OD tubing)	Green	2.90 lbs	25	1,000	31 lbs	\$0.83 ea.
	FRCC771	Reducing Coupling (from 0.700" to 0.710" OD tubing)	Blue	2.90 lbs	25	1,000	31 lbs	\$0.83 ea.
	FCT620	Compression Tee (fits 0.620" OD tubing)	Green	5.00 lbs	15	480	26 lbs	\$1.26 ea.
	FCT700	Compression Tee (fits 0.700" OD tubing)	Black	4.80 lbs	15	480	25 lbs	\$1.26 ea.
	FCT710	Compression Tee (fits 0.710" OD tubing)	Blue	4.80 lbs	15	480	25 lbs	\$1.26 ea.
	FCEL620	Compression Elbow (fits 0.620" OD tubing)	Green	3.60 lbs	25	800	31 lbs	\$1.20 ea.
	FCEL700	Compression Elbow (fits 0.700" OD tubing)	Black	3.50 lbs	25	800	30 lbs	\$1.20 ea.
	FCEL710	Compression Elbow (fits 0.710" OD tubing)	Blue	3.50 lbs	25	800	30 lbs	\$1.20 ea.








1/2" Crocodile™ Compression Fittings

	Part No.	Description	Color Code	Wt. per 100	Bag Qty	Box Qty	Box Weight	List Price
	FCEP620	Compression End Plug w/ unscrewing cap (0.620" OD tubing)	Green	4.00 lbs	25	800	34 lbs	\$1.20 ea.
	FCEP700	Compression End Plug w/ unscrewing cap (0.700" OD tubing)	Black	4.00 lbs	25	800	34 lbs	\$1.20 ea.
	FCEP710	Compression End Plug w/ unscrewing cap (0.710" OD tubing)	Blue	4.00 lbs	25	800	34 lbs	\$1.20 ea.
	FCSAW620	3/4" FHT Swivel Adapter w/ washer (0.620" OD tubing)	Green	3.40 lbs	25	800	29 lbs	\$1.25 ea.
	FCSAW700	3/4" FHT Swivel Adapter w/ washer (0.700" OD tubing)	Black	3.30 lbs	25	800	28 lbs	\$1.25 ea.
	FCSAW710	3/4" FHT Swivel Adapter w/ washer (0.710" OD tubing)	Blue	3.30 lbs	25	800	28 lbs	\$1.25 ea.
	FCSA620	3/4" FHT Swivel Adapter w/ screen (0.620" OD tubing)	Green	3.70 lbs	25	800	31 lbs	\$1.55 ea.
	FCSA700	3/4" FHT Swivel Adapter w/ screen (0.700" OD tubing)	Black	3.60 lbs	25	800	31 lbs	\$1.55 ea.
	FCSA710	3/4" FHT Swivel Adapter w/ screen (0.710" OD tubing)	Blue	3.60 lbs	25	800	31 lbs	\$1.55 ea.
	FCSAPW620	3/4" FIPT Swivel Adapter w/ washer (0.620" OD tubing)	Green/ Navy	3.40 lbs	25	800	29 lbs	\$1.45 ea.
	FCSAPW700	3/4" FIPT Swivel Adapter w/ washer (0.700" OD tubing)	Black/ Navy	3.30 lbs	25	800	28 lbs	\$1.45 ea.
	FCSAPW710	3/4" FIPT Swivel Adapter w/ washer (0.710" OD tubing)	Blue/ Navy	3.30 lbs	25	800	28 lbs	\$1.45 ea.
	FCSTW620	3/4" FHT Swivel Tee w/ washer (0.620" OD tubing)	Green	5.70 lbs	15	480	29 lbs	\$1.50 ea.
	FCSTW700	3/4" FHT Swivel Tee w/ washer (0.700" OD tubing)	Black	5.60 lbs	15	480	29 lbs	\$1.50 ea.
	FCSTW710	3/4" FHT Swivel Tee w/ washer (0.710" OD tubing)	Blue	5.60 lbs	15	480	29 lbs	\$1.50 ea.







1/2" Crocodile™ Compression Fittings

	Part No.	Description	Color Code	Wt. per 100	Bag Qty	Box Qty	Box Weight	List Price
	FCST620	3/4" FHT Swivel Tee w/ screen (0.620" OD tubing)	Green	6.00 lbs	15	480	31 lbs	\$1.80 ea.
	FCST700	3/4" FHT Swivel Tee w/ screen (0.700" OD tubing)	Black	5.90 lbs	15	480	30 lbs	\$1.80 ea.
	FCST710	3/4" FHT Swivel Tee w/ screen (0.710" OD tubing)	Blue	5.90 lbs	15	480	30 lbs	\$1.80 ea.
	FCSLW620	3/4" FHT Swivel Elbow w/ washer (0.620" OD tubing)	Green	4.30 lbs	25	500	23 lbs	\$1.50 ea.
	FCSLW700	3/4" FHT Swivel Elbow w/ washer (0.700" OD tubing)	Black	4.20 lbs	25	500	23 lbs	\$1.50 ea.
	FCSLW710	3/4" FHT Swivel Elbow w/ washer (0.710" OD tubing)	Blue	4.20 lbs	25	500	23 lbs	\$1.50 ea.
	FCSL620	3/4" FHT Swivel Elbow w/ screen (0.620" OD tubing)	Green	4.50 lbs	25	500	25 lbs	\$1.80 ea.
	FCSL700	3/4" FHT Swivel Elbow w/ screen (0.700" OD tubing)	Black	4.40 lbs	25	500	24 lbs	\$1.80 ea.
	FCSL710	3/4" FHT Swivel Elbow w/ screen (0.710" OD tubing)	Blue	4.40 lbs	25	500	24 lbs	\$1.80 ea.
	FCMAH620	3/4" MHT Adapter (fits 0.620" OD tubing)	Green	2.20 lbs	50	1,000	24 lbs	\$0.72 ea.
	FCMAH700	3/4" MHT Adapter (fits 0.700" OD tubing)	Black	2.20 lbs	50	1,000	24 lbs	\$0.72 ea.
	FCMAH710	3/4" MHT Adapter (fits 0.710" OD tubing)	Blue	2.20 lbs	50	1,000	24 lbs	\$0.72 ea.
	FCMAP620	3/4" MIPT Adapter (fits 0.620" OD tubing)	Green	2.20 lbs	50	1,000	24 lbs	\$0.72 ea.
	FCMAP700	3/4" MIPT Adapter (fits 0.700" OD tubing)	Black	2.20 lbs	50	1,000	24 lbs	\$0.72 ea.
	FCMAP710	3/4" MIPT Adapter (fits 0.710" OD tubing)	Blue	2.20 lbs	50	1,000	24 lbs	\$0.72 ea.

3/4" Crocodile™ Compression Fittings

	Part No.	Description	Color Code	Wt. per 100	Bag Qty	Box Qty	Box Weight	List Price
	FCA900	Compression Adapter (3/4" slip x 0.940" OD tubing)	Grey	0.80 lbs	100	1,000	10 lbs	\$0.46 ea.
	FCC900	Compression Coupling (fits 0.940" OD tubing)	Grey	5.70 lbs	25	500	30 lbs	\$1.30 ea.
	FRCC970	Reducing Coupling (from 0.700" to 0.940" OD tubing)	Grey	4.10 lbs	25	500	22 lbs	\$1.35 ea.
	FRCC971	Reducing Coupling (from 0.710" to 0.940" OD tubing)	Grey	4.10 lbs	25	500	22 lbs	\$1.35 ea.
	FCT900	Compression Tee (fits 0.940" OD tubing)	Grey	8.40 lbs	25	300	27 lbs	\$2.30 ea.
	FRCT997	Reducing Compression Tee (from 0.940" to 0.700" OD tubing)	Grey/ Black	7.50 lbs	25	300	24 lbs	\$2.30 ea.
	FCEL900	Compression Elbow (fits 0.940" OD tubing)	Grey	5.90 lbs	25	500	31 lbs	\$1.60 ea.
	FCEP900	Compression End Plug with unscrewing cap (fits 0.940" OD tubing)	Grey	5.20 lbs	25	600	33 lbs	\$1.80 ea.

3/4" Crocodile™ Compression Fittings

Part No.	Description	Color Code	Wt. per 100	Bag Qty	Box Qty	Box Weight	List Price
 FCSAW900	3/4" FHT Swivel Adapter with washer (fits 0.940" OD tubing)	Grey	4.50 lbs	25	600	29 lbs	\$2.30 ea.
 FCSA900	3/4" FHT Swivel Adapter with screen washer (fits 0.940" OD tubing)	Grey	4.80 lbs	25	600	31 lbs	\$2.60 ea.
 FCSTW900	3/4" FHT Swivel Tee with washer (fits 0.940" OD tubing)	Grey	8.00 lbs	25	300	26 lbs	\$3.00 ea.
 FCST900	3/4" FHT Swivel Tee with screen washer (fits 0.940" OD tubing)	Grey	8.30 lbs	25	300	27 lbs	\$3.30 ea.
 FCMAH900	3/4" MHT Adapter (fits 0.940" OD tubing)	Grey	3.40 lbs	25	700	26 lbs	\$1.25 ea.
 FCMAP900	3/4" MIPT Adapter (fits 0.940" OD tubing)	Grey	3.40 lbs	25	700	26 lbs	\$1.25 ea.

Quick Lock™ Fittings Selection Chart

Series	Tubing Nominal Size	Inside Diameter Range	Wall Thickness Range
600	0.600" ID x 0.700" OD (18 mm)	0.590" to 0.630" (15.0 mm to 16.0 mm)	0.040" to 0.050" (1.02 mm to 1.27 mm)
700	0.720" ID x 0.820" OD (20 mm)	0.700" to 0.740" (17.8 mm to 18.8 mm)	0.045" to 0.055" (1.14 mm to 1.40 mm)
800	0.820" ID x 0.940" OD (3/4")	0.800" to 0.840" (20.3 mm to 21.3 mm)	0.055" to 0.065" (1.40 mm to 1.65 mm)
1000	1.060" ID x 1.200" OD (1")	1.035" to 1.085" (26.3 mm to 27.6 mm)	0.065" to 0.075" (1.65 mm to 1.90 mm)

Quick Lock™ Fittings

	Part No.	Description	Color Code	Wt. per 100	Bag Qty	Box Qty	Box Weight	List Price
	FQLC600	600 Quick Lock™ Coupling	Black	5.00 lbs	100	1,000	52 lbs	\$1.00 ea.
	FQLC700	700 Quick Lock™ Coupling	Black	6.10 lbs	100	700	44 lbs	\$1.40 ea.
	FQLC800	800 Quick Lock™ Coupling	Black	7.90 lbs	50	500	41 lbs	\$2.80 ea.
	FQLC1000	1000 Quick Lock™ Coupling	Black	12.90 lbs	50	300	41 lbs	\$3.50 ea.
	FQLT600	600 Quick Lock™ Tee	Black	7.30 lbs	50	400	30 lbs	\$2.60 ea.
	FQLT700	700 Quick Lock™ Tee	Black	9.10 lbs	50	350	33 lbs	\$2.80 ea.
	FQLT800	800 Quick Lock™ Tee	Black	11.70 lbs	25	250	30 lbs	\$7.00 ea.
	FQLT1000	1000 Quick Lock™ Tee	Black	18.20 lbs	25	150	38 lbs	\$9.00 ea.
	FQLL600	600 Quick Lock™ Elbow	Black	5.80 lbs	50	600	36 lbs	\$2.60 ea.
	FQLL700	700 Quick Lock™ Elbow	Black	7.00 lbs	50	500	36 lbs	\$3.00 ea.
	FQLL800	800 Quick Lock™ Elbow	Black	9.60 lbs	50	300	30 lbs	\$8.00 ea.
	FQLSTW600	600 Quick Lock™ x 3/4" FHT Swivel Tee with washer	Black	7.30 lbs	50	400	32 lbs	\$2.70 ea.
	FQLSTW700	700 Quick Lock™ x 3/4" FHT Swivel Tee with washer	Black	8.60 lbs	50	300	27 lbs	\$3.10 ea.
	FQLSTW800	800 Quick Lock™ x 3/4" FHT Swivel Tee with washer	Black	10.30 lbs	25	300	32 lbs	\$6.30 ea.
	FQLSTW1000	1000 Quick Lock™ x 3/4" FHT Swivel Tee with washer	Black	15.20 lbs	25	200	40 lbs	\$9.00 ea.

Quick Lock™ Fittings

	Part No.	Description	Color Code	Wt. per 100	Bag Qty	Box Qty	Box Weight	List Price	
	FQLST600	600 Quick Lock™ x 3/4" FHT Swivel Tee with screen washer	Black	7.70 lbs	50	400	33 lbs	\$3.00 ea.	
	FQLST700	700 Quick Lock™ x 3/4" FHT Swivel Tee with screen washer	Black	8.90 lbs	50	300	28 lbs	\$3.40 ea.	
	FQLST800	800 Quick Lock™ x 3/4" FHT Swivel Tee with screen washer	Black	10.60 lbs	25	300	33 lbs	\$6.60 ea.	
	FQLST1000	1000 Quick Lock™ x 3/4" FHT Swivel Tee with screen washer	Black	15.50 lbs	25	200	41 lbs	\$9.30 ea.	
	NEW	FQLMAH600	600 Quick Lock™ x 3/4 MHT Adapter	Black	3.60 lbs	100	800	31 lbs	\$1.20 ea.
		FQLMAH700	700 Quick Lock™ x 3/4 MHT Adapter	Black	4.20 lbs	100	600	27 lbs	\$1.50 ea.
		FQLMAH800	800 Quick Lock™ x 3/4 MHT Adapter	Black	5.50 lbs	50	600	35 lbs	\$2.70 ea.
		FQLEP600	600 Quick Lock™ End Plug with unscrewing cap	Black	5.40 lbs	100	800	44 lbs	\$1.80 ea.
		FQLEP700	700 Quick Lock™ End Plug with unscrewing cap	Black	6.00 lbs	100	600	37 lbs	\$2.10 ea.
		FQLEP800	800 Quick Lock™ End Plug with unscrewing cap	Black	7.30 lbs	50	600	45 lbs	\$3.30 ea.
		FQLSAW600	600 Quick Lock™ x 3/4" FHT Swivel Adapter with washer	Black	4.90 lbs	100	800	40 lbs	\$1.90 ea.
		FQLSAW700	700 Quick Lock™ x 3/4" FHT Swivel Adapter with washer	Black	5.70 lbs	100	600	35 lbs	\$2.10 ea.
		FQLSAW800	800 Quick Lock™ x 3/4" FHT Swivel Adapter with washer	Black	6.80 lbs	50	600	42 lbs	\$3.60 ea.
		FQLSA600	600 Quick Lock™ x 3/4" FHT Swivel Adapter with screen	Black	5.20 lbs	100	800	43 lbs	\$2.20 ea.
		FQLSA700	700 Quick Lock™ x 3/4" FHT Swivel Adapter with screen	Black	6.00 lbs	100	600	37 lbs	\$2.40 ea.
		FQLSA800	800 Quick Lock™ x 3/4" FHT Swivel Adapter with screen	Black	7.10 lbs	50	600	44 lbs	\$3.90 ea.

17 mm Insert Fittings

	Part No.	Description	Color Code	Wt. per 100	Bag Qty	Box Qty	Box Weight	List Price
	FIC17	17 mm Insert Barbed Coupling (fits 0.540" to 0.580" ID tubing)	Brown	0.95 lbs	100	1,000	11 lbs	\$0.30 ea.
	FIT17	17 mm Insert Barbed Tee (fits 0.540" to 0.580" ID tubing)	Brown	1.40 lbs	50	600	10 lbs	\$0.44 ea.
	FIEL17	17 mm Insert Barbed Elbow (fits 0.540" to 0.580" ID tubing)	Brown	1.15 lbs	50	600	8 lbs	\$0.44 ea.
	FIX17	17 mm Insert Barbed Cross (fits 0.540" to 0.580" ID tubing)	Brown	2.00 lbs	50	400	9 lbs	\$1.00 ea.
	FIMA1750	1/2" MIPT Adapter x 17 mm Insert Barb (fits 0.540" to 0.580" ID tubing)	Brown	1.65 lbs	50	400	8 lbs	\$0.60 ea.
	FIMA1775	3/4" MIPT Adapter x 17 mm Insert Barb (fits 0.540" to 0.580" ID tubing)	Brown	2.80 lbs	50	400	12 lbs	\$0.65 ea.
	FITT1750	1/2" MIPT x 17 mm Insert x 17 mm Insert Barbed Tee (fits 0.540" to 0.580" ID tubing)	Brown	2.00 lbs	50	400	9 lbs	\$0.80 ea.
	FIELT1750	1/2" MIPT x 17 mm Insert Barbed Elbow (fits 0.540" to 0.580" ID tubing)	Brown	2.00 lbs	50	400	9 lbs	\$0.95 ea.
	FIELT1775	3/4" MIPT x 17 mm Insert Barbed Elbow (fits 0.540" to 0.580" ID tubing)	Brown	2.50 lbs	50	400	11 lbs	\$1.00 ea.

18 mm Insert Fittings

	Part No.	Description	Color Code	Wt. per 100	Bag Qty	Box Qty	Box Weight	List Price
	FIC18	18 mm Insert Barbed Coupling (fits 0.600" to 0.620" ID tubing)	Black	0.95 lbs	100	1,000	11 lbs	\$0.33 ea.
	FIT18	18 mm Insert Barbed Tee (fits 0.600" to 0.620" ID tubing)	Black	1.40 lbs	50	600	10 lbs	\$0.48 ea.
	FIEL18	18 mm Insert Barbed Elbow (fits 0.600" to 0.620" ID tubing)	Black	1.15 lbs	50	600	8 lbs	\$0.48 ea.
	FIX18	18 mm Insert Barbed Cross (fits 0.600" to 0.620" ID tubing)	Black	2.00 lbs	50	400	9 lbs	\$1.10 ea.
	FIMA1850	1/2" MIPT Adapter x 18 mm Insert Barb (fits 0.600" to 0.620" ID tubing)	Black	1.65 lbs	50	400	8 lbs	\$0.66 ea.
	FIMA1875	3/4" MIPT Adapter x 18 mm Insert Barb (fits 0.600" to 0.620" ID tubing)	Black	2.80 lbs	50	400	12 lbs	\$0.72 ea.
	FITT1850	1/2" MIPT x 18 mm Insert x 18 mm Insert Barbed Tee (fits 0.600" to 0.620" ID tubing)	Black	2.00 lbs	50	400	11 lbs	\$0.88 ea.

Funny Pipe Fittings and Assemblies


	Part No.	Description	Color Code	Wt. per 100	Bag Qty	Box Qty	Box Weight	List Price
	FFPC	Funny Pipe Coupling	Black	1.30 lbs	100	1,000	14 lbs	\$0.37 ea.
	FFPML50	1/2" MIPT Funny Pipe Elbow	Black	2.10 lbs	50	1,000	22 lbs	\$0.32 ea.
	FFPML75	3/4" MIPT Funny Pipe Elbow	Black	2.80 lbs	50	800	24 lbs	\$0.37 ea.
	FFPMA50	1/2" MIPT Funny Pipe Adapter	Black	1.50 lbs	50	1,000	16 lbs	\$0.40 ea.
	FFPMA75	3/4" MIPT Funny Pipe Adapter	Black	2.00 lbs	50	800	17 lbs	\$0.42 ea.
	FFPT	Funny Pipe Tee	Black	1.80 lbs	50	500	10 lbs	\$0.80 ea.
Note: Spiral barbs for above products fit 0.490" to 0.500" ID Swing Riser Pipe.								
	FFPSL50	1/2" Funny Pipe Marlex Street Elbow (1/2" FIPT x 1/2" MIPT)	Black	3.60 lbs	50	1,000	37 lbs	\$0.32 ea.
	FFPSL75	3/4" Funny Pipe Marlex Street Elbow (3/4" FIPT x 3/4" MIPT)	Black	5.00 lbs	50	800	41 lbs	\$0.50 ea.
	FFPSR650	1/2" Funny Pipe Swing Riser Assembly (6" length)	Black	11.1 lbs	N/A	250	29 lbs	\$1.50 ea.
	FFPSR1250	1/2" Funny Pipe Swing Riser Assembly (12" length)	Black	15.2 lbs	N/A	125	20 lbs	\$2.00 ea.
	FFPSR1275	3/4" Funny Pipe Swing Riser Assembly (12" length)	Black	18.1 lbs	N/A	125	24 lbs	\$2.28 ea.

Y-Filters

	Part No.	Description	Color Code	Wt. per 100	Bag Qty	Box Qty	Box Weight	List Price
	FYF75	3/4" MIPT Y-Filter with 150 Mesh Polyester Screen (10 gpm, 75 psi max)	Black	36.0 lbs	N/A	50	20 lbs	\$15.00 ea.
	FYFS75	3/4" MIPT Y-Filter with 150 Mesh Stainless Steel Screen (10 gpm, 75 psi max)	Black	36.0 lbs	N/A	50	20 lbs	\$19.00 ea.
	FYF100	1" MIPT Y-Filter with 150 Mesh Polyester Screen (10 gpm, 75 psi max)	Black	38.0 lbs	N/A	40	17 lbs	\$18.00 ea.
	FYFS100	1" MIPT Y-Filter with 150 Mesh Stainless Steel Screen (10 gpm, 75 psi max)	Black	38.0 lbs	N/A	40	17 lbs	\$22.00 ea.
	FYF75V	3/4" MIPT Y-Filter with 150 Mesh Polyester Screen and Valve (10 gpm, 75 psi max)	Black	38.0 lbs	N/A	25	11 lbs	\$18.00 ea.
	FYFS75V	3/4" MIPT Y-Filter with 150 Mesh Stainless Steel Screen and Valve (10 gpm, 75 psi max)	Black	38.0 lbs	N/A	25	11 lbs	\$22.00 ea.
	FYF100V	1" MIPT Y-Filter with 150 Mesh Polyester Screen and Valve (10 gpm, 75 psi max)	Black	40.0 lbs	N/A	25	12 lbs	\$21.00 ea.
	FYFS100V	1" MIPT Y-Filter with 150 Mesh Stainless Steel Screen and Valve (10 gpm, 75 psi max)	Black	40.0 lbs	N/A	25	12 lbs	\$25.00 ea.
	FYFH75	3/4" Hose Thread Y-Filter with 150 Mesh Polyester Screen (3/4" FHT Swivel x 3/4" MHT, 10 gpm, 75 psi max)	Black	38.0 lbs	N/A	25	11 lbs	\$17.00 ea.


Inline Filter

Part No.	Description	Color Code	Wt. per 100	Bag Qty	Box Qty	Box Weight	List Price
FILF75	3/4" Hose Thread Inline Filter w/ 120 Mesh Polyester Screen (3/4" FHT x 3/4" MHT, 5 gpm max, 75 psi max)	Black	12.1 lbs	10	50	7 lbs	\$8.20 ea.






Pressure Regulating Filters

Part No.	Description	Color Code	Wt. per 100	Bag Qty	Box Qty	Box Weight	List Price
FPRF75	3/4", 25 psi Pressure Regulating Filter (3/4" MIPT, 0.2 - 5 gpm, 75 psi max, 200 Mesh Stainless Steel Screen)	Black	25.0 lbs	N/A	25	7 lbs	\$32.00 ea.
FPRF100	1", 45 psi Pressure Regulating Filter (1" MIPT, 0.2 - 10 gpm, 75 psi max, 200 Mesh Stainless Steel Screen)	Black	30.0 lbs	N/A	25	9 lbs	\$36.00 ea.



Y-Filter Replacement Parts

Part No.	Description	Color Code	Wt. per 100	Bag Qty	Box Qty	Box Weight	List Price
FSP150	150 Mesh Polyester Screen	Black	2.00 lbs	5	20	1 lbs	\$8.00 ea.
FSS150	150 Mesh Stainless Screen (Replacement Screen for Part Nos. FYFS75, FYFS100, FYFS75V, FYFS100V and FYFH75)	Black	2.00 lbs	5	20	1 lbs	\$12.00 ea.
FOR27	Rubber O-Ring (Replacement O-Ring for Part Nos. FSP150 and FSS150)	Black	0.10 lbs	25	100	1 lbs	\$0.75 ea.
FOR136	Rubber O-Ring (Replacement O-Ring for Y-Filter Body Part Nos. FYF75, FYFS75, FYF100, FYFS100, FYF75V, FYFS75V, FYF100V, FYFS100V, FYFH75)	Black	0.25 lbs	20	100	1 lbs	\$0.80 ea.

Pressure Regulators

Part No.	Description	Color Code	Wt. per 100	Bag Qty	Box Qty	Box Weight	List Price
FPR15P	15 psi Senninger Pressure Regulator (3/4" FIPT x 3/4" FIPT, 0.1 - 8 gpm)	Black	25.0 lbs	5	25	7 lbs	\$21.00 ea.
FPR20P	20 psi Senninger Pressure Regulator (3/4" FIPT x 3/4" FIPT, 0.1 - 8 gpm)	Black	25.0 lbs	5	25	7 lbs	\$21.00 ea.
FPR25P	25 psi Senninger Pressure Regulator (3/4" FIPT x 3/4" FIPT, 0.1 - 8 gpm)	Black	25.0 lbs	5	25	7 lbs	\$21.00 ea.
FPR30P	30 psi Senninger Pressure Regulator (3/4" FIPT x 3/4" FIPT, 0.1 - 8 gpm)	Black	25.0 lbs	5	25	7 lbs	\$21.00 ea.
FPR40P	40 psi Senninger Pressure Regulator (3/4" FIPT x 3/4" FIPT, 0.1 - 8 gpm)	Black	25.0 lbs	5	25	7 lbs	\$21.00 ea.
FPR20H	20 psi Senninger Pressure Regulator (3/4" FHT x 3/4" MHT, 0.1 - 7 gpm)	Black	14.8 lbs	10	50	9 lbs	\$18.00 ea.
FPR30H	30 psi Senninger Pressure Regulator (3/4" FHT x 3/4" MHT, 0.1 - 7 gpm)	Black	14.8 lbs	10	50	9 lbs	\$18.00 ea.

Maximum inlet pressure rating of 150 psi and 100 psi for pipe thread and hose thread regulators, respectively. Pressure regulators must be installed downstream of all shut-off valves.

Drip Zone Kits



Part No.	Description	Color Code	Wt. per 100	Bag Qty	Box Qty	Box Weight	List Price
FDZK2071	Drip Zone Kit with 20 psi Pressure Regulator (fits 0.710" OD tubing)	Black	70.0 lbs	1	50	36 lbs	\$38.00 ea.
FDZK3071	Drip Zone Kit with 30 psi Pressure Regulator (fits 0.710" OD tubing)	Black	70.0 lbs	1	50	36 lbs	\$38.00 ea.

Kit contains: 1 - 3/4" Y-Filter (FYF75), 1 - 3/4" FIPT x 3/4" FIPT, 0.1 - 8 gpm Pressure Regulator (FPR20P or FPR30P), 1 - 1" MIPT x 3/4" FIPT Reducer Bushing, 1 - 3/4" MIPT Adapter (FCMAP710, fits 0.710" OD tubing)



Valves

	Part No.	Description	Color Code	Wt. per 100	Bag Qty	Box Qty	Box Weight	List Price
	FIV17	17 mm Insert Flow Controlling Valve (fits 0.540" to 0.580" ID tubing)	Brown	4.20 lbs	25	200	10 lbs	\$3.50 ea.
	FIV18	18 mm Insert Flow Controlling Valve (fits 0.600" to 0.620" ID tubing)	Black	4.20 lbs	25	200	10 lbs	\$3.75 ea.
	FCV620	1/2" Compression Flow Controlling Valve (fits 0.620" OD tubing)	Green	6.10 lbs	15	150	10 lbs	\$2.40 ea.
	FCV700	1/2" Compression Flow Controlling Valve (fits 0.700" OD tubing)	Black	5.90 lbs	15	150	10 lbs	\$2.40 ea.
	FCV710	1/2" Compression Flow Controlling Valve (fits 0.710" OD tubing)	Blue	5.90 lbs	15	150	10 lbs	\$2.40 ea.
	FCV900	3/4" Compression Flow Controlling Valve (fits 0.940" OD tubing)	Grey	8.40 lbs	25	125	12 lbs	\$2.80 ea.
	FBV75	3/4" High Flow Ball Valve (3/4" FHT x 3/4" MHT, 75 psi max)	Black	4.90 lbs	25	150	8 lbs	\$2.50 ea.
	FBV75/100	3/4" High Flow Ball Valve (3/4" FHT x 3/4" MHT, 75 psi max)	Black	4.90 lbs	100	800	42 lbs	\$2.40 ea.
	FBV75B	3/4" High Flow Ball Valve (3/4" FHT x 3/4" MHT, 75 psi max)	Black	4.90 lbs	N/A	800	42 lbs	\$2.34 ea.
	FYBV75	3/4" Y-Ball Valve (3/4" FHT Inlet x 3/4" MHT Outlets, 75 psi max)	Black	8.00 lbs	15	75	7 lbs	\$4.00 ea.

Micro-Valves






	Part No.	Description	Color Code	Wt. per 100	Bag Qty	Box Qty	Box Weight	List Price
	FVB250	1/4" Flow Controlling Valve (barb x barb)	Black	0.50 lbs	50	500	4 lbs	\$1.20 ea.
	FVT250	1/4" Flow Controlling Valve (thread x thread)	Black	0.50 lbs	50	500	4 lbs	\$1.20 ea.

Feeder Tubes

	Part No.	Description	Color Code	Wt. per 100	Bundle Qty	Box Qty	Box Weight	List Price
	TFT24P	24" length of 1/4" Polyethylene Feeder Tube (0.160" ID x 0.245" OD) w/ 1/4" Barbed Adapter	Black	2.30 lbs	100	1,000	23 lbs	\$0.56 ea.
	TFT30P	30" length of 1/4" Polyethylene Feeder Tube (0.160" ID x 0.245" OD) w/ 1/4" Barbed Adapter	Black	2.80 lbs	100	1,000	29 lbs	\$0.60 ea.
	TFT24V	24" length of 1/4" Vinyl Feeder Tube (0.150" ID x 0.250" OD) w/ 1/4" Barbed Adapter	Black	4.30 lbs	100	800	35 lbs	\$0.68 ea.
	TFT30V	30" length of 1/4" Vinyl Feeder Tube (0.150" ID x 0.250" OD) w/ 1/4" Barbed Adapter	Black	5.30 lbs	100	800	43 lbs	\$0.74 ea.

Note: Other lengths and dimensions available upon request.

Plastic Stakes




	Part No.	Description	Color Code	Wt. per 100	Bag Qty	Box Qty	Box Weight	List Price
	FS6	6" Plastic Support Stake (fits 0.185", 0.220", 0.250" and 0.300" OD tubing)	Black	1.05 lbs	100	2,000	23 lbs	\$0.22 ea.
	FSJ6	6" Cleated Plastic J-Stake (holds down 0.620" to 0.710" OD tubing)	Black	2.90 lbs	50	400	13 lbs	\$0.62 ea.
	FRRS8	8" Plastic Rigid Riser Stake (with 1/4" barbed side inlet)	Black	2.42 lbs	50	400	11 lbs	\$0.70 ea.
	FS9	9" Plastic Stake (accepts 0.245" to 0.250" OD tubing)	Black	4.90 lbs	N/A	400	21 lbs	\$0.63 ea.
	FS13	13" Plastic Stake (accepts 0.300" OD rigid riser and 0.245" to 0.270" OD tubing)	Black	5.30 lbs	N/A	400	23 lbs	\$0.76 ea.

Wire Stakes




	Part No.	Description	Color Code	Wt. per 100	Bag Qty	Box Qty	Box Weight	List Price
	FSU4	4" Galvanized Wire U-Stake, 14 gauge (for 1/4" tubing)	Silver	1.10 lbs	50	2,000	23 lbs	\$0.27 ea.
	FSU6	6" Non-Galvanized Wire U-Stake, 11 gauge (1/2" & 3/4" tubing)	Grey	3.90 lbs	100	1,000	40 lbs	\$0.24 ea.
	FSU6B	6" Non-Galvanized Wire U-Stake, 11 gauge (1/2" & 3/4" tubing)	Grey	3.90 lbs	N/A	1,000	40 lbs	\$0.19 ea.
	FSU6GB	6" Galvanized Wire U-Stake, 11 gauge (1/2" & 3/4" tubing)	Silver	3.90 lbs	N/A	1,000	40 lbs	\$0.24 ea.
	FSU8GB	8" Galvanized Wire U-Stake, 12 gauge (1/2" & 3/4" tubing)	Silver	4.10 lbs	N/A	500	25 lbs	\$0.28 ea.
	FSDU6	6" Galvanized Wire U-Stake with Dimple, 11 gauge (1/2" & 3/4" tubing)	Silver	3.90 lbs	100	1,000	40 lbs	\$0.29 ea.
	FSDU6B	6" Galvanized Wire U-Stake with Dimple, 11 gauge (1/2" & 3/4" tubing)	Silver	3.90 lbs	N/A	1,000	40 lbs	\$0.24 ea.
	FSJ5	5" Galvanized Wire J-Stake, 14 gauge (for 1/4" tubing)	Silver	1.05 lbs	100	2,000	21 lbs	\$0.22 ea.
	FSJ8	8" Galvanized Wire J-Stake, 12 gauge (1/2" & 3/4" tubing)	Silver	2.50 lbs	100	1,000	26 lbs	\$0.25 ea.
	FSJ8B	8" Galvanized Wire J-Stake, 12 gauge (1/2" & 3/4" tubing)	Silver	2.50 lbs	N/A	1,000	26 lbs	\$0.20 ea.
	FS14	14" Galvanized Wire Stabilizer Stake, 11 gauge (for rigid riser assemblies)	Silver	4.70 lbs	50	500	25 lbs	\$1.00 ea.

Note: Please call for pricing on quantities greater than 30,000.


Stake Assemblies

	Part No.	Description	Color Code	Wt. per 100	Bag Qty	Box Qty	Box Weight	List Price
	FSA24	Assembly comprising 24" Heavy Wall Vinyl Tubing with 1/4" Connector (FBB250HD) and 13" Stake (FS13)	Black	10.5 lbs	N/A	200	23 lbs	\$1.80 ea.
	FSA24-V	Assembly comprising 24" Heavy Wall Vinyl Tubing with 1/4" Connector (FBB250HD), 13" Stake (FS13) and 1/4" Flow Controlling Valve (FVB250)	Black	11.0 lbs	N/A	200	24 lbs	\$3.00 ea.
	FSA24-Q	Assembly comprising 24" Heavy Wall Vinyl Tubing with 1/4" Connector (FBB250HD), 13" Stake (FS13) and 90° Adjustable Jet (EAJ90)	Black	11.0 lbs	N/A	200	24 lbs	\$3.20 ea.
	FSA24-H	Assembly comprising 24" Heavy Wall Vinyl Tubing with 1/4" Connector (FBB250HD), 13" Stake (FS13) and 180° Adjustable Jet (EAJ180)	Blue	11.0 lbs	N/A	200	24 lbs	\$3.20 ea.
	FSA24-F	Assembly comprising 24" Heavy Wall Vinyl Tubing with 1/4" Connector (FBB250HD), 13" Stake (FS13) and 360° Adjustable Jet (EAJ360)	Red	11.0 lbs	N/A	200	24 lbs	\$3.20 ea.

Risers

	Part No.	Description	Color Code	Wt. per 100	Bag Qty	Box Qty	Box Weight	List Price
	TR6	6" Riser (0.160" x 0.300")	Black	1.05 lbs	100	2,000	22 lbs	\$0.18 ea.
	TR8	8" Riser (0.160" x 0.300")	Black	1.40 lbs	100	1,500	22 lbs	\$0.22 ea.
	TR12	12" Riser (0.160" x 0.300")	Black	2.10 lbs	100	1,000	22 lbs	\$0.28 ea.
	TR18	18" Riser (0.160" x 0.300")	Black	3.15 lbs	100	1,000	33 lbs	\$0.40 ea.
	TRA6-B	6" Riser (0.160" x 0.300") with Barbed Adapter	Black	1.20 lbs	100	2,000	25 lbs	\$0.50 ea.
	TRA8-B	8" Riser (0.160" x 0.300") with Barbed Adapter	Black	1.55 lbs	100	1,500	25 lbs	\$0.54 ea.
	TRA12-B	12" Riser (0.160" x 0.300") with Barbed Adapter	Black	2.25 lbs	100	1,000	25 lbs	\$0.60 ea.
	TRA18-B	18" Riser (0.160" x 0.300") with Barbed Adapter	Black	3.30 lbs	100	1,000	36 lbs	\$0.72 ea.
	TRA6-T	6" Riser (0.160" x 0.300") with Threaded Adapter	Black	1.20 lbs	100	2,000	25 lbs	\$0.50 ea.
	TRA8-T	8" Riser (0.160" x 0.300") with Threaded Adapter	Black	1.55 lbs	100	1,500	25 lbs	\$0.54 ea.
	TRA12-T	12" Riser (0.160" x 0.300") with Threaded Adapter	Black	2.25 lbs	100	1,000	25 lbs	\$0.60 ea.
	TRA18-T	18" Riser (0.160" x 0.300") with Threaded Adapter	Black	3.30 lbs	100	1,000	36 lbs	\$0.72 ea.



1/2" Riser Adapters

	Part No.	Description	Color Code	Wt. per 100	Bag Qty	Box Qty	Box Weight	List Price
	FMA50	1/2" Male Adapter for Rigid Riser (1/2" MIPT x Compression Opening to accept 0.160" ID x 0.300" OD Rigid Riser)	Black	0.55 lbs	100	1,000	7 lbs	\$0.66 ea.

1/2" Riser Adapters

	Part No.	Description	Color Code	Wt. per 100	Bag Qty	Box Qty	Box Weight	List Price
	FAJ	Adapter for Jets (1/2" FIPT x 10-32 NPT)	Black	1.60 lbs	50	250	5 lbs	\$0.70 ea.
	FREL250	1/2" Riser with 1/4" Barbed Elbow (1/2" FIPT x 1/2" MIPT x 1/4" Barbed Elbow)	Black	2.60 lbs	50	200	6 lbs	\$1.80 ea.

Riser Assemblies

	Part No.	Description	Color Code	Wt. per 100	Bag Qty	Box Qty	Box Weight	List Price
	FMA50-6	6" Riser (0.160" x 0.300") in FMA50 1/2" Male Adapter	Black	1.60 lbs	N/A	400	8 lbs	\$0.94 ea.
	FMA50-8	8" Riser (0.160" x 0.300") in FMA50 1/2" Male Adapter	Black	1.95 lbs	N/A	400	9 lbs	\$0.98 ea.
	FMA50-12	12" Riser (0.160" x 0.300") in FMA50 1/2" Male Adapter	Black	2.65 lbs	N/A	400	12 lbs	\$1.04 ea.
	FRRS8-6	6" Riser (0.160" x 0.300") on FRRS8 8" Stake	Black	3.45 lbs	N/A	400	15 lbs	\$1.04 ea.
	FRRS8-8	8" Riser (0.160" x 0.300") on FRRS8 8" Stake	Black	3.80 lbs	N/A	400	17 lbs	\$1.08 ea.
	FRRS8-12	12" Riser (0.160" x 0.300") on FRRS8 8" Stake	Black	4.50 lbs	N/A	400	20 lbs	\$1.14 ea.









IPS Hose Adapters

	Part No.	Description	Color Code	Wt. per 100	Bag Qty	Box Qty	Box Weight	List Price
	FHA7550	IPS Hose Adapter (1/2" Socket / 3/4" Spigot x 3/4" MHT)	Black	2.10 lbs	100	800	19 lbs	\$0.95 ea.
	FHA7575	IPS Hose Adapter (3/4" Socket / 1" Spigot x 3/4" MHT)	Black	3.10 lbs	100	1,000	33 lbs	\$1.10 ea.

Tools

	Part No.	Description	Color Code	Wt. per 100	Bag Qty	Box Qty	Box Weight	List Price
	ZMP	EZ Mini Punch	Yellow	0.70 lbs	50	250	3 lbs	\$0.80 ea.
	ZP	EZ Punch	Yellow	6.60 lbs	10	100	8 lbs	\$3.50 ea.
	ZPP	EZ Punch Pro (with spring-loaded tip and retainer clip for high speed punching and insertion)	Yellow	7.30 lbs	10	50	5 lbs	\$7.00 ea.
	ZPLP	EZ Plier Punch	Blue	19.00 lbs	1	10	3 lbs	\$30.00 ea.
	ZTC	EZ Tubing Cutter with Stainless Steel Blade (for Poly Tubing up to 1" OD)	Red	26.00 lbs	1	15	5 lbs	\$21.00 ea.

Drip Accessories

	Part No.	Description	Color Code	Wt. per 100	Bag Qty	Box Qty	Box Weight	List Price
	FF870	Figure "8" End Plug (fits 0.620" OD to 0.710 OD tubing)	Black	0.50 lbs	100	2,000	11 lbs	\$0.24 ea.
	FF890	Figure "8" End Plug (fits 0.830" OD to 0.940 OD tubing)	Black	1.00 lbs	100	1,000	11 lbs	\$0.48 ea.
	FHAT	3/4" FHT Swivel x 1/4" Barbed Adapter	Black	2.50 lbs	50	250	7 lbs	\$1.60 ea.
	FHPA	3/4" FHT Swivel x 3/4" FIPT Swivel Adapter	Black/ Navy	4.20 lbs	25	150	7 lbs	\$2.50 ea.
	FCAP75	3/4" FHT Cap with washer	Black	1.80 lbs	50	500	10 lbs	\$0.63 ea.
	FSW75	3/4" Screen Washer (stainless steel, 30 mesh)	Black	0.50 lbs	100	1,000	6 lbs	\$0.68 ea.
	FW75	3/4" Hose Washer	Black	0.20 lbs	100	3,000	7 lbs	\$0.12 ea.
	FMC250	1/4" Mounting Clamp (fits 0.220" to 0.250" OD tubing)	Black	0.12 lbs	100	2,500	3 lbs	\$0.14 ea
	FMC710	1/2" Mounting Clamp (fits 0.620" to 0.710" OD tubing)	Black	0.60 lbs	100	1,000	7 lbs	\$0.38 ea.

Micro Packs

	Part No.	Description	Color Code	Wt. per 100	Bag Qty	Box Qty	Box Weight	List Price
	ERC5/10	0.5 gph, PC Emitter	Red	0.45 lbs	10	2,000	10 lbs	\$0.62 ea.
	ERC10/10	1.0 gph, PC Emitter	Black	0.45 lbs	10	2,000	10 lbs	\$0.62 ea.
	ERC20/10	2.0 gph, PC Emitter	Green	0.45 lbs	10	2,000	10 lbs	\$0.62 ea.
	ETA10/10	1.0 gph, Flag Emitter	Black	0.33 lbs	10	2,000	7 lbs	\$0.40 ea.
	ETA20G/10	2.0 gph, Flag Emitter	Light Green	0.33 lbs	10	2,000	7 lbs	\$0.40 ea.
	ETA20B/10	2.0 gph, Flag Emitter	Blue	0.33 lbs	10	2,000	7 lbs	\$0.40 ea.
	ETA40Y/10	4.0 gph, Flag Emitter	Yellow	0.33 lbs	10	2,000	7 lbs	\$0.40 ea.
	ETA40G/10	4.0 gph, Flag Emitter	Dark Green	0.33 lbs	10	2,000	7 lbs	\$0.40 ea.
	EAJ360/5	360° Stream Spray Adjustable Jet	Red	0.55 lbs	5	500	4 lbs	\$1.40 ea.
	EAJ180/5	180° Fan Spray Adjustable Jet	Blue	0.55 lbs	5	500	4 lbs	\$1.40 ea.
	EAJ90/5	90° Fan Spray Adjustable Jet	Black	0.55 lbs	5	500	4 lbs	\$1.40 ea.
	EZB360/10	360° 8-Stream Adjustable Emitter with Barbed Inlet	Black	0.36 lbs	10	1,000	5 lbs	\$0.64 ea.
	EZS360/5	360° 8-Stream Adjustable Emitter on 6" Stake	Black	1.16 lbs	5	1,000	14 lbs	\$1.05 ea.
	EZBFAN/10	Fan Spray Adjustable Emitter with Barbed Inlet	Black	0.46 lbs	10	1,000	6 lbs	\$0.76 ea.
	EZSFAN/5	Fan Spray Adjustable Emitter on 6" Stake	Black	1.26 lbs	5	1,000	14 lbs	\$1.20 ea.

Micro Packs

	Part No.	Description	Color Code	Wt. per 100	Bag Qty	Box Qty	Box Weight	List Price
	EPCB6/1	6 gph/Outlet, 4 Barbed Outlets, 1/2" FIPT Bubbler	Black	4.40 lbs	1	100	5 lbs	\$5.50 ea.
	EPCB10/1	10 gph/Outlet, 4 Barbed Outlets, 1/2" FIPT Bubbler	Red	4.40 lbs	1	100	5 lbs	\$5.50 ea.
	EMB30/5	3.0 GPH, Plastic Misting/Fogging Nozzle with 1/4" Barbed Inlet	Black	0.40 lbs	5	500	4 lbs	\$1.30 ea.
	FC250/10	1/4" Barbed Coupling	Black	0.14 lbs	10	5,000	8 lbs	\$0.20 ea.
	FC250/25	1/4" Barbed Coupling	Black	0.14 lbs	25	5,000	8 lbs	\$0.15 ea.
	FT250/10	1/4" Barbed Tee	Black	0.19 lbs	10	3,000	7 lbs	\$0.28 ea.
	FT250/25	1/4" Barbed Tee	Black	0.19 lbs	25	3,000	7 lbs	\$0.23 ea.
	FEL250/10	1/4" Barbed Elbow	Black	0.13 lbs	10	3,000	5 lbs	\$0.26 ea.
	FEL250/25	1/4" Barbed Elbow	Black	0.13 lbs	25	3,000	5 lbs	\$0.21 ea.
	FGP2/20	Dual Goof Plug (10/rack)	Black	0.11 lbs	20	5,000	7 lbs	\$0.11 ea.
	FBP250/10	Bug Plug for T220 and T250 Distribution Tubing	Black	0.11 lbs	10	5,000	7 lbs	\$0.30 ea.

Micro Packs

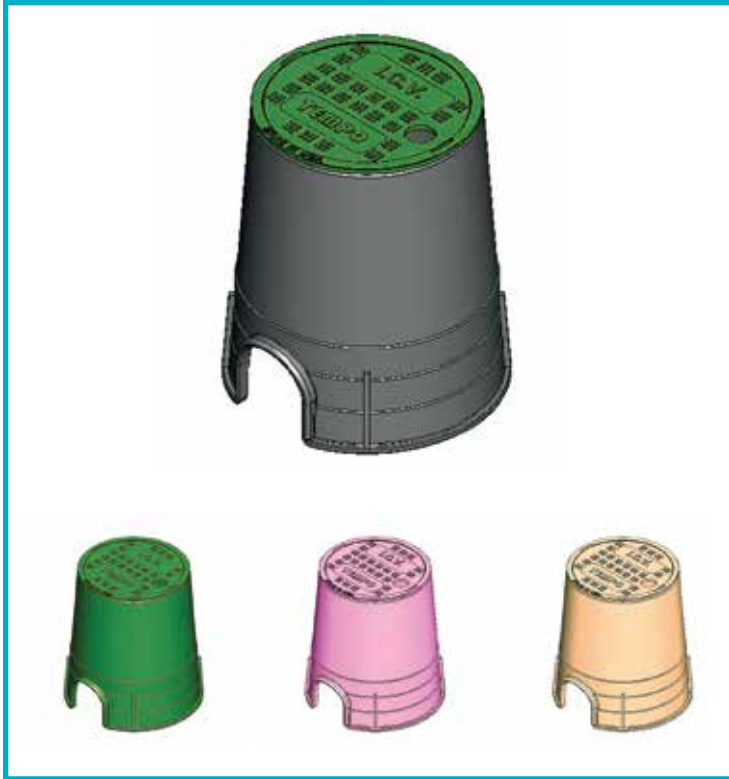
	Part No.	Description	Color Code	Wt. per 100	Bag Qty	Box Qty	Box Weight	List Price
	FVB250/5	1/4" Flow Controlling Valve (barb x barb)	Black	0.50 lbs	5	500	4 lbs	\$1.40 ea.
	FCC620/5	Compression Coupling	Green	3.00 lbs	5	1,000	32 lbs	\$0.95 ea.
	FCC700/5	Compression Coupling	Black	2.90 lbs	5	1,000	31 lbs	\$0.95 ea.
	FCC710/5	Compression Coupling	Blue	2.90 lbs	5	1,000	31 lbs	\$0.95 ea.
	FCT620/5	Compression Tee	Green	5.00 lbs	5	480	26 lbs	\$1.41 ea.
	FCT700/5	Compression Tee	Black	4.80 lbs	5	480	25 lbs	\$1.41 ea.
	FCT710/5	Compression Tee	Blue	4.80 lbs	5	480	25 lbs	\$1.41 ea.
	FCEL620/5	Compression Elbow	Green	3.60 lbs	5	800	31 lbs	\$1.36 ea.
	FCEL700/5	Compression Elbow	Black	3.50 lbs	5	800	30 lbs	\$1.36 ea.
	FCEL710/5	Compression Elbow	Blue	3.50 lbs	5	800	30 lbs	\$1.36 ea.
	FCEP620/5	Compression End Plug	Green	4.00 lbs	5	800	34 lbs	\$1.36 ea.
	FCEP700/5	Compression End Plug	Black	4.00 lbs	5	800	34 lbs	\$1.36 ea.
	FCEP710/5	Compression End Plug	Blue	4.00 lbs	5	800	34 lbs	\$1.36 ea.

Note: 620 Series fittings fit 0.620" OD tubing.
 700 Series fittings fit 0.700" OD tubing.
 710 Series fittings fit 0.710" OD tubing.

Micro Packs

	Part No.	Description	Color Code	Wt. per 100	Bag Qty	Box Qty	Box Weight	List Price
	FSJ5/10	5" Galvanized Wire J-Stake, 14 gauge	Silver	1.05 lbs	10	2,000	21 lbs	\$0.32 ea.
	FSJ8/10	8" Galvanized Wire J-Stake, 12 gauge	Silver	2.50 lbs	10	1,000	26 lbs	\$0.35 ea.
	FS6/10	6" Plastic Support Stake	Black	1.05 lbs	10	2,000	23 lbs	\$0.32 ea.
	FRRS8-6/5	6" Riser (0.160" x 0.300") on FRRS8 8" Stake	Black	3.45 lbs	5	300	12 lbs	\$1.25 ea.
		Note: Riser needs to be screwed on to stake.						
	FREL250/5	1/2" Riser with 1/4" Barbed Elbow (1/2" FIPT x 1/2" MIPT x 1/4" Barbed Elbow)	Black	2.60 lbs	5	180	5 lbs	\$2.10 ea.
	ZPP/1	EZ Punch Pro (with spring-loaded tip and retainer clip for high speed punching and insertion)	Yellow	7.30 lbs	1	50	5 lbs	\$7.25 ea.

6" Round Valve Boxes



A robust 6" round valve box with snap-in lid. Used as a durable enclosure to protect and provide easy access to valves or subsurface components of an irrigation system. Has overlapping lid to prevent dirt and grass from lodging between lid and body.

Features:

- Available in green, black, sand and purple.
- Secure snap-in lid.
- Lift hole in lid for easy removal.
- Skid resistant lid.
- Bottom flange to prevent sinking.
- "ICV" or "Reclaimed Water" marking.
- Overlapping lid prevents dirt and grass entering box.
- Pre-molded pipe slots (fits up to 2" diameter pipe).
- Manufactured from structurally foamed HDPE.
- Contains UV inhibitors to prevent discoloration.
- Made in USA.

Part No.	Description	Color		Dimensions					Lockable
		Lid	Base	Top	Inside Bottom	Height	Weight		
VBR6GG	6" Round Valve Box (ICV)	Green	Green	6.25" ϕ	7.25" ϕ	9.00"	1.10 lbs	No	
VBR6GB	6" Round Valve Box (ICV)	Green	Black	6.25" ϕ	7.25" ϕ	9.00"	1.10 lbs	No	
VBR6PP	6" Round Valve Box (Reclaimed Water)	Purple	Purple	6.25" ϕ	7.25" ϕ	9.00"	1.10 lbs	No	
VBR6SS	6" Round Valve Box (ICV)	Sand	Sand	6.25" ϕ	7.25" ϕ	9.00"	1.10 lbs	No	
VLR6G	6" Round Replacement Lid (ICV)	Green	N/A	N/A	N/A	N/A	0.20 lbs	No	
VLR6P	6" Round Replacement Lid (Reclaimed Water)	Purple	N/A	N/A	N/A	N/A	0.20 lbs	No	
VLR6S	6" Round Replacement Lid (ICV)	Sand	N/A	N/A	N/A	N/A	0.20 lbs	No	

10" Round Valve Boxes



A robust 10" round valve box with twist lock bayonet style lid. Used as a durable enclosure to protect and provide easy access to valves or subsurface components of an irrigation system. Has overlapping lid to prevent dirt and grass from lodging between lid and body.

Features:

- Available in green, black, sand and purple.
- Secure twist lock bayonet style lid.
- Two blind holes in lid to easily rotate lid for removal.
- Skid resistant lid.
- Lockable lid option to prevent vandalism.
- Stepped body for additional side wall support.
- Bottom flange to prevent sinking.
- "ICV" or "Reclaimed Water" marking.
- Overlapping lid prevents dirt and grass entering box.
- Pre-molded pipe slots (fits up to 2.5" diameter pipe).
- Manufactured from structurally foamed HDPE.
- Contains UV inhibitors to prevent discoloration.
- Made in USA.

Part No.	Description	Color		Dimensions			Weight	Lockable Option
		Lid	Base	Top	Inside Bottom	Height		
VBR10GG	10" Round Valve Box (ICV)	Green	Green	9.50" ϕ	11.25" ϕ	10.50"	2.40 lbs	Yes
VBR10GB	10" Round Valve Box (ICV)	Green	Black	9.50" ϕ	11.25" ϕ	10.50"	2.40 lbs	Yes
VBR10PP	10" Round Valve Box (Reclaimed Water)	Purple	Purple	9.50" ϕ	11.25" ϕ	10.50"	2.40 lbs	Yes
VBR10SS	10" Round Valve Box (ICV)	Sand	Sand	9.50" ϕ	11.25" ϕ	10.50"	2.40 lbs	Yes
VLR10G	10" Round Replacement Lid (ICV)	Green	N/A	N/A	N/A	N/A	0.70 lbs	Yes
VLR10P	10" Round Replacement Lid (Reclaimed Water)	Purple	N/A	N/A	N/A	N/A	0.70 lbs	Yes
VLR10S	10" Round Replacement Lid (ICV)	Sand	N/A	N/A	N/A	N/A	0.70 lbs	Yes
VBA	3/8" x 2" SS Bolt Assembly to bolt down 10" and 14" x 19" Valve Boxes	N/A	N/A	N/A	N/A	N/A	N/A	N/A

14" x 19" Standard Valve Boxes




A robust 14" X 19" standard rectangular valve box with snap-in lid. Used as a durable enclosure to protect and provide easy access to valves or subsurface components of an irrigation system. Has overlapping lid to prevent dirt and grass from lodging between lid and body.

Features:

- Available in green, black, sand and purple.
- Secure snap-in lid.
- Easy removal of lid.
- Skid resistant lid.
- Lockable lid option to prevent vandalism.
- Extra ribs for additional side wall support.
- Bottom flange to prevent sinking.
- "ICV" or "Reclaimed Water" marking.
- Overlapping lid prevents dirt and grass entering box.
- Pre-molded pipe slots (fits up to 2.5" diameter pipe).
- Manufactured from structurally foamed HDPE.
- Contains UV inhibitors to prevent discoloration.
- Made in USA.

Part No.	Description	Color		Dimensions				Lockable Option
		Lid	Base	Top	Inside Bottom	Height	Weight	
VB1419GG	14" x 19" Rectangular Valve Box (ICV)	Green	Green	11.75" x 16.75"	14.00" x 19.00"	12.50"	6.40 lbs	Yes
VB1419GB	14" x 19" Rectangular Valve Box (ICV)	Green	Black	11.75" x 16.75"	14.00" x 19.00"	12.50"	6.40 lbs	Yes
VB1419PP	14" x 19" Rectangular Valve Box (Reclaimed Water)	Purple	Purple	11.75" x 16.75"	14.00" x 19.00"	12.50"	6.40 lbs	Yes
VB1419SS	14" x 19" Rectangular Valve Box (ICV)	Sand	Sand	11.75" x 16.75"	14.00" x 19.00"	12.50"	6.40 lbs	Yes
VLR1419G	14" x 19" Rectangular Replacement Lid (ICV)	Green	N/A	N/A	N/A	N/A	1.80 lbs	Yes
VLR1419P	14" x 19" Rectangular Replacement Lid (Reclaimed Water)	Purple	N/A	N/A	N/A	N/A	1.80 lbs	Yes
VLR1419S	14" x 19" Rectangular Replacement Lid (ICV)	Sand	N/A	N/A	N/A	N/A	1.80 lbs	Yes
VBA	3/8" x 2" SS Bolt Assembly to bolt down 10" and 14" x 19" Valve Boxes	N/A	N/A	N/A	N/A	N/A	N/A	N/A

17" x 24" Jumbo Valve Boxes




A robust 17" X 24" jumbo rectangular valve box with snap-in lid. Used as a durable enclosure to protect and provide easy access to valves or subsurface components of an irrigation system. Has overlapping lid to prevent dirt and grass from lodging between lid and body.

Features:

- Available in green, black, sand and purple.
- Secure snap-in, skid resistant lid.
- Recessed corners on valve box for easy removal of lid.
- Can be used with jumbo riser to extend height by 5".
- Lockable lid option to prevent vandalism.
- Extra ribs for additional side wall support.
- Bottom flange to prevent sinking.
- "ICV" or "Reclaimed Water" marking.
- Overlapping lid prevents dirt and grass entering box.
- Pre-molded pipe slots (fits up to 2.5" diameter pipe).
- Manufactured from structurally foamed HDPE.
- Contains UV inhibitors to prevent discoloration.
- Made in USA.

Part No.	Description	Color		Dimensions				Lockable Option
		Lid	Base	Outside Top	Inside Bottom	Height	Weight	
VB1724GG	17" x 24" Rectangular Valve Box (ICV)	Green	Green	15.0" x 21.0"	17.0" x 23.5"	12.75"	10.5 lbs	Yes
VB1724GB	17" x 24" Rectangular Valve Box (ICV)	Green	Black	15.0" x 21.0"	17.0" x 23.5"	12.75"	10.5 lbs	Yes
VB1724PP	17" x 24" Rectangular Valve Box (Reclaimed Water)	Purple	Purple	15.0" x 21.0"	17.0" x 23.5"	12.75"	10.5 lbs	Yes
VB1724SS	17" x 24" Rectangular Valve Box (ICV)	Sand	Sand	15.0" x 21.0"	17.0" x 23.5"	12.75"	10.5 lbs	Yes
VLR1724G	17" x 24" Rectangular Replacement Lid (ICV)	Green	N/A	N/A	N/A	N/A	3.00 lbs	Yes
VLR1724P	17" x 24" Rectangular Replacement Lid (Reclaimed Water)	Purple	N/A	N/A	N/A	N/A	3.00 lbs	Yes
VLR1724S	17" x 24" Rectangular Replacement Lid (ICV)	Sand	N/A	N/A	N/A	N/A	3.00 lbs	Yes
VBA	3/8" x 2" SS Bolt Assembly to bolt down 10", 14" x 19" and 17" x 24" Valve Boxes	N/A	N/A	N/A	N/A	N/A	N/A	N/A

Standard Low Profile Valve Box



A robust standard low profile valve box with snap-in lid. Ideal for shallow pipe and valve installations with a height of 6.75" (compared to a normal box height of 12.50"). Used as a durable enclosure to protect and provide easy access to valves or subsurface components of an irrigation system. Has overlapping lid to prevent dirt and grass from lodging between lid and body.

Features:

- Available in green, black, sand and purple.
- Secure snap-in, skid resistant lid.
- Recessed corners on valve box for easy removal of lid.
- Can be used with standard valve box as a riser.
- Lockable lid option to prevent vandalism.
- Extra ribs for additional side wall support.
- Bottom flange to prevent sinking.
- "ICV" or "Reclaimed Water" marking.
- Overlapping lid prevents dirt and grass entering box.
- Manufactured from structurally foamed HDPE.
- Contains UV inhibitors to prevent discoloration.
- Made in USA.

Part No.	Description	Color		Dimensions			Weight	Lockable Option
		Lid	Base	Outside Top	Inside Bottom	Height		
VBSLPGG	Standard Low Profile Valve Box (ICV)	Green	Green	11.75" x 16.75"	12.1" x 17.4"	6.75"	4.60 lbs	Yes
VBSLPGB	Standard Low Profile Valve Box (ICV)	Green	Black	11.75" x 16.75"	12.1" x 17.4"	6.75"	4.60 lbs	Yes
VBSLPPP	Standard Low Profile Valve Box (Reclaimed Water)	Purple	Purple	11.75" x 16.75"	12.1" x 17.4"	6.75"	4.60 lbs	Yes
VBSLPSS	Standard Low Profile Valve Box (ICV)	Sand	Sand	11.75" x 16.75"	12.1" x 17.4"	6.75"	5.60 lbs	Yes
VLR1419G	14" x 19" Rectangular Replacement Lid (ICV)	Green	N/A	N/A	N/A	N/A	1.80 lbs	Yes
VLR1419P	14" x 19" Rectangular Replacement Lid (Reclaimed Water)	Purple	N/A	N/A	N/A	N/A	1.80 lbs	Yes
VLR1419S	14" x 19" Rectangular Replacement Lid (ICV)	Sand	N/A	N/A	N/A	N/A	1.80 lbs	Yes
VBA	3/8" x 2" SS Bolt Assembly to bolt down 10", 14" x 19" and 17" x 24" Valve Boxes	N/A	N/A	N/A	N/A	N/A	N/A	N/A

Standard Valve Box Riser Extender




A robust standard valve box riser extender can be used to increase the height of a standard valve box by 5" when stacked together. Accepts standard valve box snap-in lid. Multiple riser extenders can be stacked on top of each other to increase height by 5" per extender. Can also be used as a standard low profile box when combined with standard lid.

Features:

- Available in green, black, sand and purple.
- Accepts secure snap-in, skid resistant lid.
- Recessed corners on valve box for easy removal of lid.
- Lockable lid option to prevent vandalism.
- Extra ribs for additional side wall support.
- Bottom flange to prevent sinking.
- Manufactured from structurally foamed HDPE.
- Contains UV inhibitors to prevent discoloration.
- Made in USA.

Part No.	Description	Color	Dimensions			Weight	Lockable Option
			Outside Top	Inside Bottom	Height		
VBSRG	Standard Valve Box Riser Extender	Green	11.75" x 16.75"	12.1" x 17.4"	6.50"	2.80 lbs	Yes
VBSRB	Standard Valve Box Riser Extender	Black	11.75" x 16.75"	12.1" x 17.4"	6.50"	2.80 lbs	Yes
VBSRP	Standard Valve Box Riser Extender	Purple	11.75" x 16.75"	12.1" x 17.4"	6.50"	2.80 lbs	Yes
VBSRS	Standard Valve Box Riser Extender	Sand	11.75" x 16.75"	12.1" x 17.4"	6.50"	2.80 lbs	Yes
VLR1419G	14" x 19" Rectangular Replacement Lid (ICV)	Green	N/A	N/A	N/A	1.80 lbs	Yes
VLR1419P	14" x 19" Rectangular Replacement Lid (Reclaimed Water)	Purple	N/A	N/A	N/A	1.80 lbs	Yes
VLR1419S	14" x 19" Rectangular Replacement Lid (ICV)	Sand	N/A	N/A	N/A	1.80 lbs	Yes
VBA	3/8" x 2" SS Bolt Assembly to bolt down 10", 14" x 19" and 17" x 24" Valve Boxes	N/A	N/A	N/A	N/A	N/A	N/A

Jumbo Low Profile Valve Box



A robust jumbo low profile valve box with snap-in lid. Ideal for shallow pipe and valve installations with a height of 7" (compared to a normal box height of 12.75"). Used as a durable enclosure to protect and provide easy access to valves or subsurface components of an irrigation system. Has overlapping lid to prevent dirt and grass from lodging between lid and body.

Features:

- Available in green, black, sand and purple.
- Secure snap-in, skid resistant lid.
- Recessed corners on valve box for easy removal of lid.
- Can be used with jumbo valve box as a riser.
- Lockable lid option to prevent vandalism.
- Extra ribs for additional side wall support.
- Bottom flange to prevent sinking.
- "ICV" or "Reclaimed Water" marking.
- Overlapping lid prevents dirt and grass entering box.
- Manufactured from structurally foamed HDPE.
- Contains UV inhibitors to prevent discoloration.
- Made in USA.

Part No.	Description	Color		Dimensions			Height	Weight	Lockable Option
		Lid	Base	Outside Top	Inside Bottom				
VBJLPGG	Jumbo Low Profile Valve Box (ICV)	Green	Green	15.0" x 21.0"	15.5" x 21.5"	7.00"	7.5 lbs	Yes	
VBJLPGB	Jumbo Low Profile Valve Box (ICV)	Green	Black	15.0" x 21.0"	15.5" x 21.5"	7.00"	7.5 lbs	Yes	
VBJLPPP	Jumbo Low Profile Valve Box (Reclaimed Water)	Purple	Purple	15.0" x 21.0"	15.5" x 21.5"	7.00"	7.5 lbs	Yes	
VBJLPSS	Jumbo Low Profile Valve Box (ICV)	Sand	Sand	15.0" x 21.0"	15.5" x 21.5"	7.00"	7.5 lbs	Yes	
VLR1724G	17" x 24" Rectangular Replacement Lid (ICV)	Green	N/A	N/A	N/A	N/A	3.00 lbs	Yes	
VLR1724P	17" x 24" Rectangular Replacement Lid (Reclaimed Water)	Purple	N/A	N/A	N/A	N/A	3.00 lbs	Yes	
VLR1724S	17" x 24" Rectangular Replacement Lid (ICV)	Sand	N/A	N/A	N/A	N/A	3.00 lbs	Yes	
VBA	3/8" x 2" SS Bolt Assembly to bolt down 10", 14" x 19" and 17" x 24" Valve Boxes	N/A	N/A	N/A	N/A	N/A	N/A	N/A	

Jumbo Valve Box Riser Extender




A robust jumbo valve box riser extender can be used to increase the height of a jumbo valve box by 5" when stacked together. Accepts jumbo valve box snap-in lid. Multiple riser extenders can be stacked on top of each other to increase height by 5" per extender. Can also be used as a jumbo low profile box when combined with jumbo lid.

Features:

- Available in green, black, sand and purple.
- Accepts secure snap-in, skid resistant lid.
- Recessed corners on valve box for easy removal of lid.
- Lockable lid option to prevent vandalism.
- Extra ribs for additional side wall support.
- Bottom flange to prevent sinking.
- Manufactured from structurally foamed HDPE.
- Contains UV inhibitors to prevent discoloration.
- Made in USA.

Part No.	Description	Color	Dimensions			Weight	Lockable Option
			Outside Top	Inside Bottom	Height		
VBJRG	Jumbo Valve Box Riser Extender	Green	15.0" x 21.0"	15.5" x 21.5"	6.75"	4.25 lbs	Yes
VBJRB	Jumbo Valve Box Riser Extender	Black	15.0" x 21.0"	15.5" x 21.5"	6.75"	4.25 lbs	Yes
VBJRP	Jumbo Valve Box Riser Extender	Purple	15.0" x 21.0"	15.5" x 21.5"	6.75"	4.25 lbs	Yes
VBJRS	Jumbo Valve Box Riser Extender	Sand	15.0" x 21.0"	15.5" x 21.5"	6.75"	4.25 lbs	Yes
VLR1724G	17" x 24" Rectangular Replacement Lid (ICV)	Green	N/A	N/A	N/A	3.00 lbs	Yes
VLR1724P	17" x 24" Rectangular Replacement Lid (Reclaimed Water)	Purple	N/A	N/A	N/A	3.00 lbs	Yes
VLR1724S	17" x 24" Rectangular Replacement Lid (ICV)	Sand	N/A	N/A	N/A	3.00 lbs	Yes
VBA	3/8" x 2" SS Bolt Assembly to bolt down 10", 14" x 19" and 17" x 24" Valve Boxes	N/A	N/A	N/A	N/A	N/A	N/A

Round Grates: 3", 4" and 6"



Features:

- Manufactured from structurally foamed High Density Polyethylene (HDPE).
- UV stabilized to protect from sun degradation.
- Available in green, black, sand, grey (grey color only available in flat grates) and purple (3" round flat grate only).
- Flat and atrium (domed) profiles.
- Each grate has three stepped diameters to fit Sewer and Drain Pipe and Fittings, Triple Wall Pipe and Corrugated Pipe.
- Textured anti-skid surface.
- Load rated for pedestrian traffic (flat grates only).
- ADA compliant (flat grates only).
- Made in the USA.

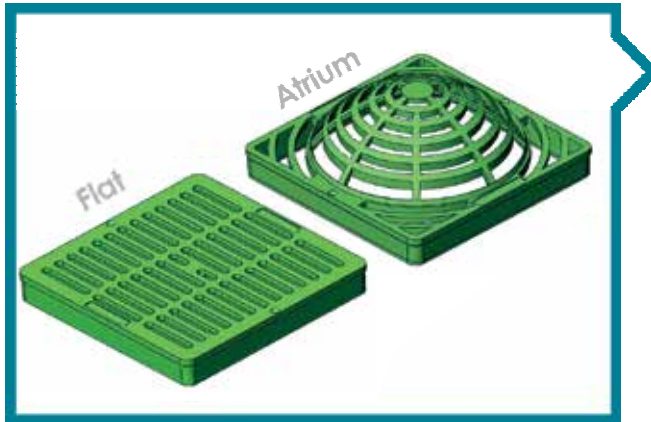
Part No.	Description	Each Diameter Fits			Slot Width	Flow Rating	Max Load ¹
		Small	Medium	Large			
G3RFG	3", Flat, Green	3" Triple Wall Pipe	3" S and D Pipe (ASTM D2729), 3" Corrugated Pipe ³	3" S and D Fittings (SDR 35)	3/16"	3 GPM	500 lbs
G3RFB	3", Flat, Black						
G3RFS	3", Flat, Sand						
G3RFC	3", Flat, Grey						
G3RFP	3", Flat, Purple						
G4RFG	4", Flat, Green	4" Triple Wall Pipe	4" S and D Pipe (ASTM D2729), 4" Corrugated Pipe ³	4" S and D Fittings (SDR 35)	1/4"	6 GPM	750 lbs
G4RFB	4", Flat, Black						
G4RFS	4", Flat, Sand						
G4RFC	4", Flat, Grey						
G6RFG	6", Flat, Green	6" Sewer Pipe (ASTM D3034, SDR 35) ²	6" S and D Pipe (ASTM D2729), 6" Corrugated Pipe ³	6" S and D Fittings (SDR 35), 6" Round Catch Basin	5/16"	16 GPM	1,000 lbs
G6RFB	6", Flat, Black						
G6RFS	6", Flat, Sand						
G6RFC	6", Flat, Grey						
G3RAG	3", Atrium, Green	3" Triple Wall Pipe	3" S and D Pipe (ASTM D2729), 3" Corrugated Pipe ³	3" S and D Fittings (SDR 35)	1/4"	12 GPM	N/A
G3RAB	3", Atrium, Black						
G3RAS	3", Atrium, Sand						
G4RAG	4", Atrium, Green	4" Triple Wall Pipe	4" S and D Pipe (ASTM D2729), 4" Corrugated Pipe ³	4" S and D Fittings (SDR 35)	5/16"	20 GPM	N/A
G4RAB	4", Atrium, Black						
G4RAS	4", Atrium, Sand						
G6RAG	6", Atrium, Green	6" Sewer Pipe (ASTM D3034, SDR 35) ²	6" S and D Pipe (ASTM D2729), 6" Corrugated Pipe ³	6" S and D Fittings (SDR 35), 6" Round Catch Basin	3/8"	36 GPM	N/A
G6RAB	6", Atrium, Black						
G6RAS	6", Atrium, Sand						

1. Maximum load based on weight uniformly applied across entire grate surface.

2. Grates will fit 6" Sewer Pipe (ASTM D3034, SDR 35) provided the pipe wall thickness is close to the specified minimum of 0.180".

3. Due to wide manufacturing tolerances of Corrugated Pipe, this fit may not be perfect. If loose, push to larger diameter.

Square Grates: 9", 12" and 18"



Features:

- Manufactured from structurally foamed High Density Polyethylene (HDPE).
- UV stabilized to protect from sun degradation.
- Available in green, black, sand and grey (sand and grey color only available in flat grates).
- Flat and atrium (domed) profiles.
- Fits 9", 12" and 18" catch basins.
- Textured anti-skid surface.
- Load rated for autos and light trucks at speeds less than 20 mph (flat grates only).
- Includes two bolt holes to secure to basin (use #6 1.5" long Phillips flat head stainless screws).
- ADA compliant (flat grates only).
- Made in the USA.

Part No.	Description	Fits	Slot Width	Flow Rating	Max Load ¹
G9SFG	9", Flat, Green	9" Square Catch Basin	3/8"	50 GPM	2,000 lbs
G9SFB	9", Flat, Black				
G9SFS	9", Flat, Sand				
G9SFC	9", Flat, Grey				
G12SFG	12", Flat, Green	12" Square Catch Basin	7/16"	70 GPM	3,000 lbs
G12SFB	12", Flat, Black				
G12SFS	12", Flat, Sand				
G12SFC	12", Flat, Grey				
G18SFG	18", Flat, Green	18" Square Catch Basin	15/32"	120 GPM	4,000 lbs
G18SFB	18", Flat, Black				
G18SFS	18", Flat, Sand				
G18SFC	18", Flat, Grey				
G9SAG	9", Atrium, Green	9" Square Catch Basin	3/8"	40 GPM	N/A
G9SAB	9", Atrium, Black				
G12SAG	12", Atrium, Green	12" Square Catch Basin	7/16"	65 GPM	N/A
G12SAB	12", Atrium, Black				

1. Maximum load rating based on basin encased in concrete and weight uniformly applied across entire grate surface.

Square Universal Grates: 6"



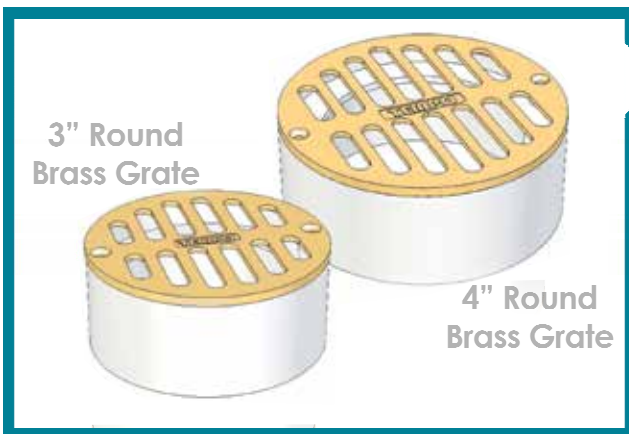
Features:

- Manufactured from structurally foamed High Density Polyethylene (HDPE).
- UV stabilized to protect from sun degradation.
- Available in green, black, sand and grey.
- Textured anti-skid surface.
- Load rated for pedestrian traffic.
- ADA compliant.
- Made in the USA.

Part No.	Description	Fits	Slot Width	Flow Rating	Max Load ¹
G6SUG	6", Flat, Green	3" & 4" S and D Pipe (ASTM D2729),	1/4"	11 GPM	250 lbs
G6SUB	6", Flat, Black	3" & 4" Corrugated Pipe, 3" & 4" Triple			
G6SUS	6", Flat, Sand	Wall Pipe, 3", 4" & 6" S and D Fittings			
G6SUC	6", Flat, Grey	(SDR 35), 6" Round Catch Basin			

1. Maximum load rating based on basin encased in concrete and weight uniformly applied across entire grate surface.

Round Brass Grates: 3" and 4"



Features:

- Grate is manufactured from solid cast brass with satin finish and Collar is manufactured from PVC.
- Collar can be solvent welded onto Sewer & Drain Fittings or Pipe.
- Grate can be removed from Collar for easy cleaning.
- A luxury product suited for use around highly visible areas.
- Grate is secured to PVC Collar by 2 brass screws to prevent theft.
- ADA compliant.

Part No.	Description	Fits	Slot Width	Flow Rating	Max Load ¹
GB3R	3", Flat, Satin Brass	2" SCH-40 Pipe and 3" S and D Fittings	1/4"	4 GPM	500 lbs
GB4R	4", Flat, Satin Brass	3" S and D Pipe and 4" S and D Fittings	5/16"	7 GPM	750 lbs

1. Maximum load rating based on basin encased in concrete and weight uniformly applied across entire grate surface.

Pop-Up Relief Valves



Features:

- Available in 4 configurations.
- Pop-Up body manufactured from structurally foamed High Density Polyethylene (HDPE).
- Elbow (where applicable) manufactured from PVC.
- Adapter (where applicable) manufactured from High Impact Polystyrene (HIPS).
- UV stabilized to protect from sun degradation.
- Cover rises 1/2" to discharge excess water in system.
- Spring automatically retracts cover to flush position after excess water is discharged.
- Can be used in both vertical and horizontal position.
- Stainless steel spring to prevent rusting.
- PVC elbows (where applicable) include a 1/4" drain hole to eliminate standing water.
- Made in the USA.

Part No.	Description	Connects To
APU	Pop-Up Relief Valve (Emitter), Green	3" or 4" S and D Fittings (SDR 35)
APU3	Pop-Up Relief Valve (Emitter) with 3" Elbow, Green	3" S and D Pipe (ASTM D2729) and 3" Triple Wall Pipe
APU4	Pop-Up Relief Valve (Emitter) with 4" Elbow, Green	4" S and D Pipe (ASTM D2729 & D3034) and 4" Triple Wall Pipe
APUP34	Pop-Up Relief Valve (Emitter) with 4" Elbow and Adapter, Green	3" or 4" Corrugated Pipe, 3" or 4" Triple Wall Pipe and 3" or 4" S and D Pipe (ASTM D2729)

Round Catch Basins: 6"

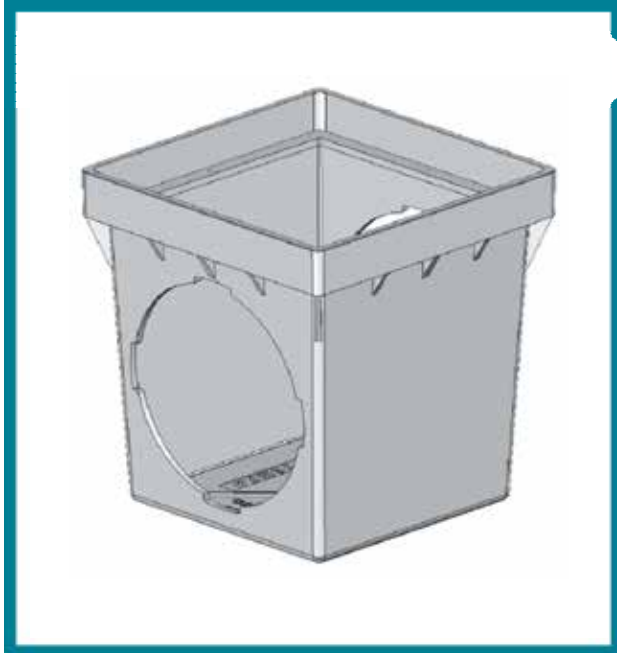


Features:

- Manufactured from High Impact Polystyrene (HIPS).
- UV stabilized to protect from sun degradation.
- Available in both 1 and 2 outlet models.
- Universal outlet used to connect to 3" & 4" Sewer & Drain Pipe (ASTM D2729), 3" & 4" Corrugated Pipe and 3" & 4" Triple Wall Pipe.
- Accepts 6" Round Flat Grates, 6" Round Atrium Grates and 6" Square Universal Grates.
- To extend height of basin, use 6" PVC Pipe (ASTM D2729 and ASTM D3034, SDR 35) as a riser.
- Includes a sump to allow sediment to settle in basin to minimize clogging of pipes.
- Made in the USA.

Part No.	Description	Inlet (Top) Accepts	Outlet (Side) Fits	Number of Outlets	Capacity	Sump Capacity
BR61	6" Round Catch Basin, 1 Outlet, Black	6" Round Flat and Atrium Grates, 6" Square Universal Grates, 6" PVC Pipe (ASTM D2729 and ASTM D3034, SDR 35)	3" or 4" Corrugated, Triple Wall and S and D Pipe (ASTM D2729)	1	0.80 gals.	0.20 gals
BR62	6" Round Catch Basin, 2 Outlets, Black	6" Round Flat and Atrium Grates, 6" Square Universal Grates, 6" PVC Pipe (ASTM D2729 and ASTM D3034, SDR 35)	3" or 4" Corrugated, Triple Wall and S and D Pipe (ASTM D2729)	2	0.80 gals.	0.20 gals

Square Catch Basins: 9", 12" and 18"




Features:

- Manufactured from High Density Polyethylene (HDPE).
- UV stabilized to protect from sun degradation.
- Two or four side panel openings plus an optional perforated opening at the bottom of the basin.
- Includes four 5/8" potential drain holes at bottom.
- Use a 3" and 4" Basin Adapter (ABA34 or ABAO34) to connect to 3" & 4" Sewer & Drain Pipe (ASTM D2729), 3" & 4" Corrugated Pipe and 3" & 4" Triple Wall Pipe.
- Use a 6" Basin Adapter (ABA6) to connect to 6" PVC Pipe (ASTM D2729 and ASTM D3034, SDR 35) and 6" Corrugated Pipe.
- Use a Basin Plug to plug unused outlets.
- Use 9" or 12" Square Basin Riser(s) to extend height of 9" and 12" Square Catch Basins, respectively.
- Accepts 9", 12" and 18" Square Flat and Square Atrium Grates.
- Includes 4 screw holes to enable grates to be secured to basin.
- Made in the USA.

Part No.	Description	Inlet (Top) Accepts	Outlet (Side) Fits	Number of Outlets	Capacity	Sump Capacity
BS92	9" Square Catch Basin, 2 Outlets, Black	9" Square Flat and Atrium Grates and 9" Square Basin Riser	Basin Plug (ABP), 3" & 4" Basin Adapter (ABA34 or ABAO34), and 6" Basin Adapter (ABA6)	2	2.20 gals	0.45 gals
BS94	9" Square Catch Basin, 4 Outlets, Black	9" Square Flat and Atrium Grates and 9" Square Basin Riser	Basin Plug (ABP), 3" & 4" Basin Adapter (ABA34 or ABAO34), and 6" Basin Adapter (ABA6)	4	2.20 gals	0.45 gals
BS122	12" Square Catch Basin, 2 Outlets, Black	12" Square Flat and Atrium Grates and 12" Square Basin Riser	Basin Plug (ABP), 3" & 4" Basin Adapter (ABA34 or ABAO34), and 6" Basin Adapter (ABA6)	2	5.10 gals	1.25 gals
BS124	12" Square Catch Basin, 4 Outlets, Black	12" Square Flat and Atrium Grates and 12" Square Basin Riser	Basin Plug (ABP), 3" & 4" Basin Adapter (ABA34 or ABAO34), and 6" Basin Adapter (ABA6)	4	5.10 gals	1.25 gals
BS182	18" Square Catch Basin, 2 Outlets, Black	18" Square Flat Grates	Basin Plug (ABP), 3" & 4" Basin Adapter (ABA34 or ABAO34), and 6" Basin Adapter (ABA6)	2	16.70 gals	4.90 gals
BS184	18" Square Catch Basin, 4 Outlets, Black	18" Square Flat Grates	Basin Plug (ABP), 3" & 4" Basin Adapter (ABA34 or ABAO34), and 6" Basin Adapter (ABA6)	4	16.70 gals	4.90 gals

Square Low Profile Basins: 9” and 12”



Features:

- Manufactured from High Impact Polystyrene (HIPS).
- UV stabilized to protect from sun degradation.
- One bottom opening designed to accept Basin Adapters (ABA34 and ABA6).
- Use a 3” and 4” Basin Adapter (ABA34) to connect to 3” & 4” Sewer & Drain Pipe (ASTM D2729), 3” & 4” Corrugated Pipe and 3” & 4” Triple Wall Pipe.
- Use a 6” Basin Adapter (ABA6) to connect to 6” PVC Pipe (ASTM D2729 and ASTM D3034, SDR 35) and 6” Corrugated Pipe.
- Accepts 9” and 12” Square Flat and Square Atrium Grates.
- Includes 2 screw holes to enable grates to be secured to basin.
- Made in the USA.

Part No.	Description	Inlet (Top) Accepts	Outlet (Bottom) Fits	Number of Outlets
BS9LP	9” Low Profile Basin, Black	9” Square Flat and Atrium Grates	Basin Plug (ABP), 3” & 4” Basin Adapter (ABA34), and 6” Basin Adapter (ABA6)	1
BS12LP	12” Low Profile Basin, Black	12” Square Flat and Atrium Grates	Basin Plug (ABP), 3” & 4” Basin Adapter (ABA34), and 6” Basin Adapter (ABA6)	1

RHINO™ COMPENSATING EMITTER

- Pressure compensating from 10 to 50 psi.
- Designed with internal check valve to minimize water waste and prevent dirt suck back.
- Turbulent flow path to minimize clogging.
- Self-piercing barb -- no need to pre-punch hole in supply tubing.

DISCHARGE RATES (GPH)

Part No.	10 psi	20 psi	30 psi	50 psi
ERC5/BL	0.50 gph	0.60 gph	0.60 gph	0.50 gph
ERC10	0.90 gph	1.10 gph	1.10 gph	1.05 gph
ERC20/DR	1.80 gph	2.20 gph	2.20 gph	1.90 gph

TAKE APART PC EMITTER

- Pressure compensating from 10 to 50 psi.
- Can be unscrewed and taken apart for easy cleaning.
- Turbulent flow path to minimize clogging.

DISCHARGE RATES (GPH)

Part No.	10 psi	20 psi	30 psi	50 psi
ETAPC5	0.45 gph	0.50 gph	0.55 gph	0.55 gph
ETAPC10	1.05 gph	1.20 gph	1.25 gph	1.25 gph
ETAPC20	1.70 gph	2.00 gph	2.20 gph	2.30 gph

TAKE APART FLAG EMITTER

- Operating range from 15 to 40 psi.
- Can be taken apart for easy cleaning.
- C-LOK™ design to prevent emitter from blowing apart.

DISCHARGE RATES (GPH)

Part No.	15 psi	25 psi	40 psi
ETA10	1.3 gph	1.7 gph	2.2 gph
ETA20G/B	2.0 gph	2.6 gph	3.4 gph
ETA40Y/G	4.0 gph	5.2 gph	6.8 gph

TAKE APART ADJUSTABLE EMITTER

- Operating range from 10 to 30 psi.
- Rotating handle adjusts flow from 0 to 2.2 gph.
- Turbulent flow path to minimize clogging.
- Can be taken apart for easy cleaning.

DISCHARGE RATES (GPH)

Part No.	10 psi	20 psi	30 psi
EAB/EAS	1.5 gph max	1.8 gph max	2.2 gph max

ANTEATER™ ADJUSTABLE JET

- Operating range from 15 to 40 psi.
- Rotating valve handle adjusts flow from 7 to 26 gph and throw from 2 to 10 feet.
- Can be shut off when not in use.
- 10-32 NPT inlet can be directly screwed on to riser or adapter for jets.

DISCHARGE RATES (GPH)

Radius (feet)	EAJ90	EAJ180	EAJ360
2 ft	10 gph	8 gph	7 gph
3 ft	12 gph	10 gph	9 gph
4 ft	14 gph	12 gph	11 gph
5 ft	16 gph	14 gph	13 gph
6 ft	18 gph	16 gph	15 gph
7 ft	20 gph	18 gph	17 gph
8 ft	22 gph	20 gph	19 gph
9 ft	24 gph	22 gph	21 gph
10 ft	26 gph	24 gph	23 gph

SINGLE PIECE JET

- Operating range from 20 to 30 psi.
- 10-32 NPT inlet can be directly screwed on to riser or adapter for jets.
- Winged design for easy hand installation without additional tools.

DISCHARGE RATES (GPH)

Part No.	Flow Pattern	20 psi		30 psi	
		Discharge	Radius	Discharge	Radius
EJ436		10 gph	4.0'	13 gph	5.0'
EJ536		16 gph	4.5'	20 gph	5.5'
EJ636		23 gph	5.0'	29 gph	6.0'
EJ418		10 gph	5.0'	13 gph	6.0'
EJ518		16 gph	5.5'	20 gph	6.5'
EJ618		23 gph	6.0'	29 gph	7.0'
EJ49		10 gph	6.0'	13 gph	7.5'
EJ59		16 gph	7.0'	20 gph	8.0'
EJ69		23 gph	7.5'	29 gph	8.5'

ZEBRA™ 360° ADJUSTABLE STREAM EMITTERS (EZB360, EZT360, EZS360)

No. of Clicks	15 psi		20 psi		30 psi	
	Discharge	Diameter	Discharge	Diameter	Discharge	Diameter
2	4.0 gph	0"	5.5 gph	6"	6.0 gph	8"
4	6.5 gph	7"	8.0 gph	10"	10.0 gph	16"
6	7.5 gph	10"	9.0 gph	13"	11.0 gph	18"
8	8.5 gph	12"	10.0 gph	16"	12.0 gph	20"
10	9.0 gph	14"	11.0 gph	18"	13.0 gph	22"
12	9.5 gph	15"	12.0 gph	20"	14.0 gph	24"
14	10.0 gph	16"	12.5 gph	22"	15.0 gph	26"



ZEBRA™ 180° ADJUSTABLE STREAM EMITTERS (EZB180, EZT180, EZS180)

No. of Clicks	15 psi		20 psi		30 psi	
	Discharge	Radius	Discharge	Radius	Discharge	Radius
2	5.0 gph	8"	6.5 gph	11"	7.5 gph	14"
4	7.5 gph	15"	10.0 gph	19"	12.0 gph	24"
6	9.0 gph	20"	12.0 gph	25"	14.0 gph	31"
8	10.0 gph	24"	13.0 gph	29"	15.5 gph	35"
10	11.0 gph	27"	14.0 gph	32"	17.0 gph	38"
12	12.0 gph	28"	15.0 gph	34"	18.0 gph	40"
14	13.0 gph	29"	16.0 gph	35"	19.0 gph	42"



ZEBRA™ ADJUSTABLE FAN SPRAYERS (EZBFAN, EZTFAN, EZSFAN)

No. of Clicks	20 psi		30 psi		40 psi	
	Discharge	Diameter	Discharge	Diameter	Discharge	Diameter
2	5.0 gph	6"	6.0 gph	12"	7.5 gph	30"
4	7.0 gph	18"	9.0 gph	30"	10.5 gph	66"
6	9.0 gph	36"	11.5 gph	48"	13.5 gph	96"
8	10.5 gph	54"	13.5 gph	78"	16.0 gph	114"
10	12.0 gph	72"	15.0 gph	96"	18.0 gph	126"
12	13.0 gph	84"	16.5 gph	108"	19.5 gph	132"



ZEBRA™ ADJUSTABLE BUBBLERS (EZBBUB, EZTBUB, EZSBUB)

No. of Clicks	15 psi		20 psi		30 psi	
	Discharge	Diameter	Discharge	Diameter	Discharge	Diameter
2	4.0 gph	0"	5.0 gph	0"	7.0 gph	0"
4	7.0 gph	0"	9.0 gph	0"	11.0 gph	0"
6	10.0 gph	0"	13.0 gph	0"	15.0 gph	0"
8	13.0 gph	0"	17.0 gph	4"	19.0 gph	6"
10	16.0 gph	4"	20.0 gph	6"	23.0 gph	9"
12	19.0 gph	6"	23.0 gph	9"	27.0 gph	13"
14	22.0 gph	9"	27.0 gph	13"	31.0 gph	18"



*Diameter/radius rated at 8" above ground level.

SPRAY STICKS

- Operating range from 15 to 25 psi.
- Bottom can be used as shut off.
- Fits 1/8" tubing (0.125" ID x 0.185" OD).

DISCHARGE RATES (GPH)

Part No.	Spray Pattern	15 psi			25 psi		
		Discharge Rates (GPH)	Max # of Spray Sticks		Discharge Rates (GPH)	Max # of Spray Sticks	
			0.600" ID Tubing	0.820" ID Tubing		0.600" ID Tubing	0.820" ID Tubing
ESS160BL	160°	12.6 gph	20	40	17.4 gph	15	29
ESS160DG	160°	9.6 gph	27	52	13.2 gph	19	38
ESS160AV	160°	5.4 gph	48	93	7.2 gph	36	70
ESS160TC	160°	3.6 gph	73	140	4.8 gph	54	105
ESS90BR	90°	5.4 gph	48	93	7.8 gph	33	64
ESS90C	90°	2.4 gph	110	211	3.6 gph	73	140

THREADED MISTERS

- Minimum operating pressure of 30 psi.
- Droplets in the 30 to 80 micron range.
- Includes 100 mesh stainless steel screen.

DISCHARGE RATES (GPH)

Part No.	Cone Angle	30 psi	45 psi	60 psi	75 psi	90 psi
EM6	80°	0.65 gph	0.80 gph	0.90 gph	1.00 gph	1.10 gph
EM10	80°	0.90 gph	1.10 gph	1.30 gph	1.40 gph	1.50 gph

BARBED MISTER

- Minimum operating pressure of 30 psi.
- Cone angle of 30° at 45 psi.

DISCHARGE RATES (GPH)

Part No.	30 psi	45 psi	60 psi
EMB30	3.50 gph	4.20 gph	5.20 gph

MINI-INLINE EMITTERS

- Minimum operating pressure of 10 psi.
- Turbulent flow path to minimize clogging.
- Use with 0.170" ID x 0.250" OD tubing.
- Flow can go through emitter in either direction.

DISCHARGE RATES (GPH)

Part No.	Max # Allowed*	15 psi	20 psi	30 psi
EMIL5	30 emitters	0.60 gph	0.70 gph	0.90 gph
EMIL10	15 emitters	0.90 gph	1.05 gph	1.35 gph
EMIL20	10 emitters	1.40 gph	1.60 gph	2.10 gph

*Based on average of 12" spacing between emitters.

4 OUTLET PRESSURE COMPENSATING BUBBLERS

- Pressure compensating from 20 to 60 psi.
- Built-in filter slots to minimize clogging.
- Fits 1/4" tubing (0.170" ID x 0.250" OD).
- 1/2" FIPT inlet.

DISCHARGE RATES / OUTLET (GPH)

Part No.	20 psi	30 psi	45 psi	60 psi
EPCB2	1.8 gph	2.0 gph	2.4 gph	2.6 gph
EPCB6	5.2 gph	6.2 gph	7.8 gph	8.5 gph
EPCB10	8.0 gph	9.3 gph	11.6 gph	13.0 gph
EPCB20	14.0 gph	18.0 gph	21.0 gph	23.0 gph

1/4" COBRA™ DRIPPERLINE

- Operating range from 15 to 30 psi.
- Turbulent flow path to minimize clogging.
- Fits all 1/4" barbed fittings (0.170" x 0.250" tubing).

DISCHARGE RATES (GPH)

15 psi	20 psi	30 psi
0.45 gph	0.50 gph	0.60 gph

Spacing	Max Length of Run
6"	18'
9"	25'
12"	32'

ADJUSTABLE MICRO-SPRINKLER

- Operating range from 15 to 40 psi.
- Max flow of 25 gph at 40 psi.
- Rotating valve handle adjusts throw from 7 to 11 feet.
- Can be shut off when not in use.
- 10-32 NPT inlet can be directly screwed on to riser or adapter for jets.

Pressure	15 psi	20 psi	40 psi
Radius (feet)	7'	9'	11'

8 OUTLET ADJUSTABLE BUBBLER

- Shut off capability.
- Maximum pressure allowed of 45 psi.
- 1/4" barbed swivel elbows.
- Valve adjustment tool included.
- Built-in filter slots to minimize clogging.
- Fits 1/4" tubing (0.170" ID x 0.250" OD).
- 1/2" FIPT swivel inlet.

MAX DISCHARGE RATE / OUTLET (GPH)

Part No.	20 psi	30 psi	45 psi
EAB8	18 gph	22 gph	30 gph

POLYETHYLENE / VINYL DISTRIBUTION TUBING

FRICITION LOSS (psi/100 feet)

Flow	Part Number		
	T185/V	T220/V	T250/V
3 gph	5.9	1.7	1.3
6 gph	19.7	5.8	4.3
9 gph	41.5	12.2	9.1
12 gph		20.9	15.6
15 gph		31.7	23.9
18 gph		43.9	33.0
21 gph			44.3

Part No.	Page	Part No.	Page	Part No.	Page	Part No.	Page	Part No.	Page	Part No.	Page	Part No.	Page		
ABA34	9	EPCB10	11	FC250/10	42	FCSTW900	23	FMC250	40	FS9	34	G4RAB	4	TRA18-B	37
ABA6	9	EPCB10/1	42	FC250/25	42	FCT620	19	FMC710	40	FSA24	36	G4RAG	4	TRA18-T	37
ABAO34	9	EPCB2	11	FC250/500	18	FCT620/5	43	FOR27	30	FSA24-F	36	G4RAS	4	TRA6-B	37
ABP	9	EPCB20	11	FCA250	19	FCT700	19	FOR136	30	FSA24-H	36	G4RFB	4	TRA6-T	37
ABR12	9	EPCB6	11	FCA620	19	FCT700/5	43	FPR15P	31	FSA24-Q	36	G4RFC	4	TRA8-B	37
ABR9	9	EPCB6/1	42	FCA700	19	FCT710	19	FPR20H	31	FSA24-V	36	G4RFG	4	TRA8-T	37
ADS23	8	ERC10	10	FCA710	19	FCT710/5	43	FPR20P	31	FSA700	19	G4RFS	4	TSR/100	15
ADS34	8	ERC20	10	FCA900	22	FCT900	22	FPR25P	31	FSDU6	35	G6RAB	4	VB1419GB	2
AFA34	9	ERC20DR	10	FCAP75	40	FCV620	32	FPR30H	31	FSDU6B	35	G6RAG	4	VB1419GG	2
APU	6	ERC5	10	FCC620	19	FCV700	32	FPR30P	31	FSJ5	35	G6RAS	4	VB1419PP	2
APU3	6	ERC5BL	10	FCC620/5	43	FCV710	32	FPR40P	31	FSJ5/10	44	G6RFB	4	VB1419SS	2
APU4	6	ERC10/10	41	FCC700	19	FCV900	32	FFRF100	30	FSJ6	34	G6RFC	4	VB1724GB	2
APUP34	6	ERC20/10	41	FCC700/5	43	FDZK2071	31	FFRF75	30	FSJ8	35	G6RFG	4	VB1724GG	2
BR61	7	ERC5/10	41	FCC710	19	FDZK3071	31	FQLC1000	24	FSJ8B	35	G6RFS	4	VB1724PP	2
BR62	7	ESS160AV	13	FCC710/5	43	FEL250	17	FQLC600	24	FSJ8/10	44	G6SUB	5	VB1724SS	2
BS120	8	ESS160BL	13	FCC900	22	FEL250/10	42	FQLC700	24	FSP150	30	G6SUC	5	VBA	1 - 3
BS122	7	ESS160DG	13	FCEL620	19	FEL250/25	42	FQLC800	24	FSS150	30	G6SUG	5	VBJLPGB	3
BS124	7	ESS160TC	13	FCEL620/5	43	FF870	40	FQLEP600	25	FSU4	35	G6SUS	5	VBJLPGG	3
BS12LP	8	ESS90BR	13	FCEL700	19	FF890	40	FQLEP700	25	FSU6	35	G9SAB	5	VBJLPPP	3
BS182	7	ESS90C	13	FCEL700/5	43	FFPC	28	FQLEP800	25	FSU6B	35	G9SAG	5	VBJLPSS	3
BS184	7	ETAPC10	10	FCEL710	19	FFPMA50	28	FQLL600	24	FSU6GB	35	G9SFB	5	VBJR	3
BS92	7	ETAPC20	10	FCEL710/5	43	FFPMA75	28	FQLL700	24	FSU8GB	35	G9SFC	5	VBJRG	3
BS94	7	ETAPC5	10	FCEL900	22	FFPML50	28	FQLL800	24	FSW75	40	G9SFG	5	VBJRP	3
BS9LP	8	ETA10	10	FCEP620	20	FFPML75	28	FQLMAH600	25	FT125	17	G9SFS	5	VBJRS	3
EAB	11	ETA20B	10	FCEP620/5	43	FFPSL50	28	FQLMAH700	25	FT250	17	GB3R	6	VBR10GB	1
EAB8	11	ETA20G	10	FCEP700	20	FFPSL75	28	FQLMAH800	25	FT250/10	42	GB4R	6	VBR10GG	1
EAS	11	ETA40G	10	FCEP700/5	43	FFPSR650	28	FQLSA600	25	FT250/25	42	K12B	8	VBR10PP	1
EAJ180	14	ETA40Y	10	FCEP710	20	FFPSR1250	28	FQLSA700	25	FTM	14	K12G	8	VBR10SS	1
EAJ180/5	41	ETA10/10	41	FCEP710/5	43	FFPSR1275	28	FQLSA800	25	FTT250	18	K9B	8	VBR6GB	1
EAJ360	14	ETA20B/10	41	FCEP900	22	FFPT	28	FQLSAW600	25	FVB250	32	K9G	8	VBR6GG	1
EAJ360/5	41	ETA20G/10	41	FCMAH620	21	FGP2	17	FQLSAW700	25	FVB250/5	43	T185/100	16	VBR6PP	1
EAJ90	14	ETA40G/10	41	FCMAH700	21	FGP2/1000	18	FQLSAW800	25	FVT250	32	T185/1000	16	VBR6SS	1
EAJ90/5	41	ETA40Y/10	41	FCMAH710	21	FGP2/20	42	FQLSTW1000	24	FW75	40	T185/2000	16	VBSLPG	3
EAMS	14	EZB180	12	FCMAH900	23	FGPT	17	FQLSTW600	24	FX250	17	T185V/100	16	VBSLPGG	3
ED12BL/100	15	EZB360	12	FCMAP620	21	FHA7550	39	FQLSTW700	24	FYBV75	32	T185V/1000	16	VBSLPPP	3
ED12BL/1000	15	EZB360/10	41	FCMAP700	21	FHA7575	39	FQLSTW800	24	FYF100	29	T185V/2000	16	VBSLPPS	3
ED12BR/100	15	EZBBUB	13	FCMAP710	21	FHAT	40	FQLST1000	25	FYF100V	29	T220/100	16	VBSR	3
ED12BL/50	15	EZBFAN	12	FCMAP900	23	FHPA	40	FQLST600	25	FYF75	29	T220/1000	16	VBSRG	3
ED12BL/500	15	EZBFAN/10	41	FCSA620	20	FIC17	26	FQLST700	25	FYF75V	29	T220/1500	16	VBSRP	3
ED6BL/1000	15	EZS180	12	FCSA700	20	FIC18	27	FQLST800	25	FYFH75	29	T220V/100	16	VBSRS	3
ED6BL/100	15	EZS360	12	FCSA710	20	FIEL17	26	FQLT1000	24	FYFS100	29	T220V/1000	16	VLR10G	1
ED6BL/50	15	EZS360/5	41	FCSA900	23	FIEL18	27	FQLT600	24	FYFS100V	29	T220V/1500	16	VLR10P	1
ED6BL/500	15	EZSBUB	13	FCSAPW620	20	FIELT1750	26	FQLT700	24	FYFS75	29	T250/100	16	VLR10S	1
ED6BR/100	15	EZSFAN	12	FCSAPW700	20	FIELT1775	26	FQLT800	24	FYFS75V	29	T250/1000	16	VLR1419G	2
ED6BR/50	15	EZSFAN/5	41	FCSAPW710	20	FILF75	30	FRBA	18	G12SAB	5	T250/1250	16	VLR1419P	2
ED9BL/100	15	EZT180	12	FCSAW620	20	FIMA1750	26	FRCC67	19	G12SAG	5	T250/50	16	VLR1419S	2
EJ436	13	EZT360	12	FCSAW700	20	FIMA1775	26	FRCC671	19	G12SFB	5	T250/500	16	VLR1724G	2
EJ536	13	EZTBUB	13	FCSAW710	20	FIMA1850	27	FRCC771	19	G12SFC	5	T250HVV/100	16	VLR1724P	2
EJ636	13	EZTFAN	12	FCSAW900	23	FIMA1875	27	FRCC970	22	G12SFG	5	T250V/100	16	VLR1724S	2
EJ418	13	FAJ	38	FCSL620	21	FIT17	26	FRCC971	22	G12SFS	5	T250V/1000	16	VLR6G	1
EJ518	13	FBB250	17	FCSL700	21	FIT18	27	FRCT997	22	G18SFB	5	T250V/1250	16	VLR6P	1
EJ618	13	FBB250HD	17	FCSL710	21	FITT1750	26	FREL250	38	G18SFC	5	T250V/500	16	VLR6S	1
EJ49	13	FB-	18	FCSLW620	21	FITT1850	27	FREL250/5	44	G18SFG	5	TFT24P	33	ZMP	39
EJ59	13	FBP250	17	FCSLW700	21	FIV17	32	FRRS8	34	G18SFS	5	TFT24V	33	ZP	39
EJ69	13	FBP250/10	42	FCSLW710	21	FIV18	32	FRRS8-12	38	G3RAB	4	TFT30P	33	ZPLP	39
EM10	14	FBQ1250	18	FCST620	21	FIX17	26	FRRS8-6	38	G3RAG	4	TFT30V	33	ZPP	39
EM6	14	FBT250	18	FCST700	21	FIX18	27	FRRS8-6/5	44	G3RAS	4	TR12	37	ZPP/1	44
EMB30	14	FBV75	32	FCST710	21	FM4	11	FRRS8-8	38	G3RFB	4	TR18	37	ZTC	39
EMB30/5	42	FBV75B	32	FCST900	23	FMA50	37	FS13	34	G3RFC	4	TR6	37		
EMIL10	11	FBV75/100	32	FCSTW620	20	FMA50-12	38	FS14	35	G3RFG	4	TR8	37		
EMIL20	11	FC125	17	FCSTW700	20	FMA50-6	38	FS6	34	G3RFP	4	TRA12-B	37		
EMIL5	11	FC250	17	FCSTW710	20	FMA50-8	38	FS6/10	44	G3RFS	4	TRA12-T	37		

Tempo Products Inc.

337 W. Bedford
Fresno, CA 93711

Customer Service

(888) 90-TEMPO
(888) 908-3676

Phone

(559) 435-9500

Fax

(559) 435-9501

Website

www.tempoinc.com

Products manufactured by Tempo Products Inc. are warranted to be free from defects in material and workmanship for a period of one year from date of delivery.

This warranty is expressly conditioned upon the proper installation and application of the product as recommended by Tempo Products Inc.

Within the period of this warranty, Tempo Products Inc. is obliged to repair or replace part or all of product, or to refund a part or all of the original purchase price, if any part proves defective in material or workmanship. The option to repair, replace or pay a refund shall be at the sole discretion of Tempo Products Inc. Misuse, neglect, modification or unauthorized repair shall completely void this warranty.

This warranty constitutes the exclusive warranty made by Tempo Products Inc. for its products and is expressly in lieu of all other warranties, express or implied, including warranty of "merchantability" or "fitness for purpose".

Tempo Products Inc. will not be liable or responsible for incidental or consequential damage of any nature. Tempo Product Inc.'s sole liability and responsibility shall be for the repair or replacement of defective parts or refund of part or all of the original purchase price therefore pursuant to this warranty.

This warranty is not deemed a consumer warranty and does not extend to anyone else other than those who purchase products from Tempo Products Inc. for resale.

This warranty is only effective if notice of any claim is delivered to the company within 30 days after discovery of any defect. Tempo Product Inc. neither assumes nor authorizes any representative or other person to assume for us any liability in connection with the sale or any shipment of our products.

Authorization must be obtained from the factory before any product may be returned. All authorized returns must be returned freight pre-paid, must be in a clean and salable condition and may be subject to a 20% restocking charge.

